

INMATEH -

**AGRICULTURAL
ENGINEERING**

JANUARY - APRIL

No liability is assumed by the editorial staff for the content of scientific papers and opinions published in this volume. They represent the author's point of views

Editorial

The National Institute of Research-Development for Machines and Installations designed to Agriculture and Food Industry - INMA Bucharest has the oldest and most prestigious research activity in the field of agricultural machinery and mechanizing technologies in Romania.

Short History

- ✓ In 1927, the first research Center for Agricultural Machinery in Agricultural Research Institute of Romania - ICAR (Establishing Law was published in O. D. no. 97/05.05.1927) was established;
- ✓ In 1930, was founded The Testing Department of Agricultural Machinery and Tools by transforming Agricultural Research Centre of ICAR - that founded the science of methodologies and experimental techniques in the field (Decision no. 2000/1930 of ICAR Manager - GHEORGHE IONESCU ȘIȘEȘTI);
- ✓ In 1952, was established the Research Institute for Mechanization and Electrification of Agriculture - ICMA Băneasa, by transforming the Department of Agricultural Machines and Tools Testing;
- ✓ In 1979, the Research Institute of Scientific and Technological Engineering for Agricultural Machinery and Tools - ICSITMUA was founded - subordinated to Ministry of Machine Building Industry - MICM, by unifying ICMA subordinated to MAA with ICPMA subordinated to MICM;
- ✓ In 1996 the National Institute of Research-Development for Machines and Installations designed to Agriculture and Food Industry - INMA was founded - according to G.D. no. 1308/25.11.1996, by reorganizing ICSITMUA, G.D. no. 1308/1996 coordinated by the Ministry of Education and Research G.D. no. 823/2004;
- ✓ In 2008 INMA has been accredited to carry out research and developing activities financed from public funds under G.D. no. 551/2007, Decision of the National Authority for Scientific Research - ANCSno. 9634/2008.

As a result of widening the spectrum of communication, dissemination and implementation of scientific research results, in 2000 was founded the institute magazine, issued under the name of SCIENTIFIC PAPERS (INMATEH), ISSN 1583 – 1019.

Starting with volume 30, no. 1/2010, the magazine changed its name to INMATEH - *Agricultural Engineering*, appearing both in print format (ISSN 2068 - 4215), and online (ISSN online: 2068 - 2239). The magazine is bilingual,

being published in Romanian and English, with a rhythm of three issues / year: January-April, May-August, September-December and is recognized by CNCSIS - with B⁺ category. Published articles are from the field of AGRICULTURAL ENGINEERING: technologies and technical equipment for agriculture and food industry, ecological agriculture, renewable energy, machinery testing, environment, transport in agriculture etc. and are evaluated by specialists inside the country and abroad, in mentioned domains.

Technical level and performance processes, technology and machinery for agriculture and food industry increasing, according to national requirements and European and international regulations, as well as exploitation of renewable resources in terms of efficiency, life, health and environment protection represent referential elements for the magazine „INMATEH - *Agricultural Engineering*”.

We are thankful to all readers, publishers and assessors.

Editor in chief,
Ph. D. Eng. Vladut Valentin

Managing Editorial Board - INMA Bucharest**Editor in Chief****VLĂDUȚ Nicolae-Valentin**

General Manager, Ph.D.Eng, SR I

Executive Editor**POPA Lucreția**

Ph.D.Eng, SR I

Logistic support, database**MURARU Vergil**, Ph.D.Eng, SR I**ȚICU Tania**, techn.**Scientific Secretary****CÂRDEI Petre**, math.**Official translators****RADU Daniela-Cristina**

Prof.English, French

E-mail: inmatehjournal@gmail.com**Editorial Board**

- Acad. HERA Cristian - Romania, Honorary President of ASAS - Academy of Agricultural and Forestry Sciences "Gheorghe Ionescu Șişești", member of Romanian Academy;
- Acad. Prof. Ph.D. SIN Gheorghe - Romania, President of ASAS - Academy of Agricultural and Forestry Sciences "Gheorghe Ionescu Șişești";
- Prof.Ph.D. NICOLESCU I. Mihai - Romania, Vicepresident of ASAS - Academy of Agricultural and Forestry Sciences "Gheorghe Ionescu Șişești";
- Hon.Prof.Ph.D.Eng. GĂNGU Vergil - Romania, President of the Department of Agricultural Mechanization of ASAS - Academy of Agricultural and Forestry Sciences "Gheorghe Ionescu Șişești";
- Ph.D. Eng. NICOLESCU C. Mihai - Romania, Scientific General Secretary of the ASAS-Academy of Agricultural and Forestry Sciences "Gheorghe Ionescu Șişești";
- Assoc.Prof. Ph.D. Eng. BELC Nastasia - Romania, IBA Bucharest;
- Ph.D. Eng. BUȚU Alina - Romania, INSB Bucharest;
- Prof. Ph.D. Eng. PARASCHIV Gigel - Romania, P.U. Bucharest;
- Prof. Ph.D.Eng. BIRIȘ Sorin - Romania, P.U. Bucharest;
- Prof. Ph.D. Eng. NICULIȚĂ Petru - Romania, USAMV Bucharest;
- Prof. Ph.D. Eng. VLASE Sorin - Romania, "Transilvania" University Brașov;
- Prof. Ph.D. Eng. ROȘ Victor - Romania, Technical University Cluj Napoca;
- Prof. Ph.D. Eng. FILIP Nicolae - Romania, Technical University Cluj Napoca;
- Prof. Ph.D. Eng. VOICU Gheorghe - Romania, P.U. Bucharest;
- Prof. Ph.D. Eng. GERGEN Iosif - Romania, USAMVB Timișoara;
- Prof. Ph.D. Eng. ȚENU Ioan - Romania, USAMV Iași;
- Assoc.Prof.Ph.D.Eng. BUNGESCU Sorin - Romania, USAMVB Timișoara;
- Prof. Ph.D.Eng. FENYVESI László - Hungary, Hungarian Institute of Agricultural Engineering Godolo;
- Prof.Ph.D.Eng. KOSUTIC Silvio - Croatia, University of Zagreb;
- Ph.D. BIOCCA Marcello - Italy Agricultural Research Council, Agricultural Engineering Research Unit;
- Prof.Ph.D.Eng. MIHAILOV Nikolay - Bulgaria, University of Rousse;
- Assoc.Prof. Ph.D.Eng. ATANASOV At. - Bulgaria, University of Rousse;
- Assoc.Prof. Ph.D. ERTEKIN Can - Turkey, Akdeniz University Antalia;
- Prof. Ph.D.Sc. Eng. VARTUKAPTEINIS Kaspars - Latvia, Latvia University of Agriculture, Institute of Agricultural Machinery;
- ir. HUYGHEBAERT Bruno - Belgium, Walloon Agricultural Research Center CRA-W;
- Prof. Ph.D. Eng. FABRO Dal Inacio Maria - Brazil, Campinas State University;
- Prof. Ph.D. Eng. DE WRACHIEN Daniele - Italy, State University of Milan;
- Prof. Ph.D. Guanxin YAO - P.R.China, Along Agriculture R&D Technology and Management Consulting Co., Ltd;
- Prof. Ph.D. Eng. GONZÁLEZ Omar - Republic of Cuba, Central University "Marta Abreu" de las Villas;
- Assist.Prof.Dr. KABAŞ Önder –Turkey, Akdeniz University.
- Asist.Prof.Dr. SELVİ Kemal Çağatay - Turkey, Ondokuz Mayıs University.

In the present, *INMATEH - Agricultural Engineering* journal is indexed in the next international databases: [ULRICH'S Web](#): Global Serials Directory, [CABI](#), [SCIPRO](#), [ELSEVIER /SciVerse SCOPUS](#), [Index COPERNICUS International](#), [EBSCO Publishing](#), [Elektronische Zeitschriftenbibliothek](#)

INMATEH - Agricultural Engineering**vol. 51, no.1/ 2017**

NATIONAL INSTITUTE OF RESEARCH-DEVELOPMENT FOR
MACHINES AND INSTALLATIONS DESIGNED TO
AGRICULTURE AND FOOD INDUSTRY - INMA Bucharest

6 Ion Ionescu de la Brad Blvd., sector 1, Bucharest

Three issues per year,
eISSN: 2068 – 2239
pISSN: 2068 – 4215

Edited by: INMA Bucharest

Copyright: INMA Bucharest / Romania

CONTENT

		Pag.
1.	<p style="text-align: center;">CONSTRUCTION OF CENTRIFUGAL WORKING DEVICE FOR MINERAL FERTILIZERS SPREADING / КОНСТРУКЦІЯ ВІДЦЕНТРОВОГО РОБОЧОГО ОРГАНУ ДЛЯ РОЗКИДАННЯ МІНЕРАЛЬНИХ ДОБРИВ Prof. Ph.D. Eng. Kobets A.S.¹⁾, Lect. Ph.D. Eng. Ponomarenko N.O.¹⁾, Prof. Ph.D. Agri.Sci. Kharytonov M.M.¹⁾ Dnipropetrovsk State Agrarian and Economics University, Faculty of Agrarian Engineering, Dnipro / Ukraine</p>	5
2.	<p style="text-align: center;">PARTICLE MOTION OVER THE SURFACE OF A ROTARY VERTICAL AXIS HELICOID / РУХ ЧАСТИНКИ ПО ПОВЕРХНІ ГЕЛІКОЇДА, ЯКИЙ ОБЕРТАЄТЬСЯ НАВКОЛО ВЕРТИКАЛЬНОЇ ОСІ Prof. Ph.D. Eng. Pylypaka S.F.¹⁾, Ph.D. Eng. Klendii M.B.²⁾, Ph.D. Eng. Klendii O.M.²⁾ ¹⁾National University of Life and Environmental Sciences of Ukraine / Ukraine; ²⁾Separated Subdivision of National University of Life and Environmental Sciences of Ukraine Berez hany Agrotechnical Institute / Ukraine</p>	15
3.	<p style="text-align: center;">THEORETICAL ANALYSIS OF THE TECHNOLOGICAL FEED OF LIFTED ROOT CROPS / ТЕОРЕТИЧНИЙ АНАЛІЗ ТЕХНОЛОГІЧНОЇ ПОДАЧІ ВИКОПАНОГО ВОРОХУ КОРЕНЕПЛОДІВ Dr. Prof. Baranovsky V.M.¹⁾, P.G. Potapenko M.V.²⁾ ¹⁾ Ternopil Ivan Pul'uj National Technical University, Ternopil / Ukraine; ²⁾ Berez hany Agrotechnical Institute, Berez hany / Ukraine</p>	29
4.	<p style="text-align: center;">MECHANICAL BEHAVIOR OF CORN STALK PITH: AN EXPERIMENTAL AND MODELING STUDY / 玉米秸秆内瓤的力学特性试验与模拟研究 Lect.Ph.D. Stud. Lixian Zhang ¹⁾, Prof. Ph.D. Zhongping Yang ^{*1)}, Prof. Ph.D. Eng. Qiang Zhang ²⁾, Prof. Xinhua Zhu ¹⁾, Lect.Ph.D. Haijun Hu ³⁾ ¹⁾ Department of Mechanical and Electronic Engineering, Northwest A&F University, Shaanxi / China; ²⁾ Department of Biosystems Engineering, University of Manitoba, Manitoba / Canada; ³⁾ College of Water Resources and Architectural Engineering, Northwest A&F University, Shaanxi / China</p>	39
5.	<p style="text-align: center;">FEASIBILITY STUDY OF MIXTURE TRANSPORTATION AND STIRRING PROCESS IN CONTINUOUS-FLOW CONVEYORS / ТЕХНІКО-ЕКОНОМІЧНЕ ОБГРУНТУВАННЯ ПРОЦЕСУ ТРАНСПОРТУВАННЯ ТА ЗМІШУВАННЯ СУМІШЕЙ ТРУБЧАСТИМИ КОНВЕЄРАМИ Prof. Ph.D. Eng. Hevko R.B.¹⁾, Prof. Ph.D. Eng. Yazlyuk B.O.¹⁾, Assoc. Prof. Ph.D. Eng. Liubin M.V.²⁾, Assoc. Prof. Ph.D. Eng. Tokarchuk O.A.²⁾, Ph.D. Eng. Klendii O.M.³⁾, Eng. Pankiv V.R.⁴⁾ ¹⁾Ternopil National Economical University / Ukraine; ²⁾ Vinnitsa National Agrarian University / Ukraine; ³⁾Separated Subdivision of National University of Life and Environmental Sciences of Ukraine Berez hany Agrotechnical Institute / Ukraine; ⁴⁾Ternopil Ivan Pul'uj National Technical University</p>	49
6.	<p style="text-align: center;">INVESTIGATION OF CONSTRUCTIVE GEOMETRICAL AND FILLING COEFFICIENTS OF COMBINED GRINDING SCREW CONVEYOR / ДОСЛІДЖЕННЯ КОНСТРУКТИВНОГО ГЕОМЕТРИЧНОГО КОЕФІЦІЄНТА ТА КОЕФІЦІЄНТА ЗАПОВНЕННЯ КОМБІНОВАНОГО ГВИНТОВОГО ТРАНСПОРТЕРА-ПОДРІБНЮВАЧА P.G. Pankiv V.R.¹⁾, Ph.D. Eng. Tokarchuk O.A.²⁾ ¹⁾ Ternopil Ivan Pul'uj National Technical University, Ternopil / Ukraine; ²⁾ Vinnitsa National Agrarian University, Vinnitsa / Ukraine</p>	59
7.	<p style="text-align: center;">INVESTIGATION OF DYNAMICAL IMPACT LOADS IN SCREW CONVEYER DRIVES WITH SAFETY CLUTCHES / ДОСЛІДЖЕННЯ ДИНАМІЧНИХ НАВАНТАЖЕНЬ В ПРИВОДАХ ГВИНТОВИХ КОНВЕЄРІВ З ЗАПОБІЖНИМИ МУФТАМИ Prof.Ph.D.Eng.Lutsiv I.V, Prof.Ph.D.Eng. Hevko I.B., Prof.Ph.D.Eng. Lyashuk O.L., Dubynyak T.S. Ternopil Ivan Pul'uj National Technical University, Ternopil / Ukraine</p>	69

		Pag.
8.	<p>A SWITCHING CONTROL STRATEGY OF GREENHOUSE COOLING SYSTEM BASED ON TEMPERATURE PREDICTION MODEL FOR ENERGY SAVING / 基于温度预测模型的温室降温系统的节能切换控制 Ph.D. Stud. Zhenfeng Xu¹⁾, Prof. Ph.D. Junjie Chen^{*1)}, Assoc. Prof. Ph.D. Gang Yu²⁾, Ms. Yahui Wang¹⁾ ¹⁾ School of Instrument Science and Engineering, Southeast University / China; ²⁾ Jiangsu Academy of Agricultural Sciences / China</p>	77
9.	<p>ENERGY BALANCE ANALYSIS AND MECHANIZATION INDEX FOR GREENHOUSE VEGETABLE PRODUCTION IN SOUTHERN OF ALGERIA. AN OVERVIEW OF BISKRA PROVINCE / تحليل الميزان الطاقي ومؤشر المكننة لزراعة البيوت المحمية في الجزائر. نظرة عن ولاية بسكرة Ph.D.Eng. Nourani A., As. Ph.D. Stud. Eng. Bencheikh A. Scientific and Technical Research Centre on Arid Regions (CRSTRA), Biskra/Algeria</p>	85
10.	<p>INTEGRATED USE OF BIOENERGY CONVERSION TECHNOLOGIES IN AGROECOSYSTEMS КОМПЛЕКСНЕ ВИКОРИСТАННЯ ТЕХНОЛОГІЙ БІОЕНЕРГЕТИЧНОЇ КОНВЕРСІЇ У АГРОЕКОСИСТЕМАХ Doctor of technical sciences Golub G.A.¹⁾, Doctor of technical sciences Kukharets S.M.²⁾, Ph.D. Eng. Yarosh Y.D.²⁾, Ph.D. Econ. Kukharets V.V.²⁾ ¹⁾National University of Life and Environmental Sciences of Ukraine / Ukraine, ²⁾Zhytomyr National Agroecological University / Ukraine</p>	93
11.	<p>STABILITY OF EPS SYSTEM OF AGRICULTURAL VEHICLES UNDER VIBRATION ENVIRONMENT / 农用车辆振动环境下电动助力转向系统的稳定性研究 Ph.D. Zhipeng Li, M.S. Songzhuo Shi School of Transportation, Northeast Forestry University, Harbin, Heilongjiang / China</p>	101
12.	<p>THE EFFECT OF DRIPPER DISCHARGE ON THE WATER AND SALT MOVEMENT IN WETTED SOLUM UNDER INDIRECT SUBSURFACE DRIP IRRIGATION / 滴头流量对间接地下滴灌下湿润体内土壤水盐运移的影响 Assoc.Prof. Qiaoxia An¹⁾, Assoc.Prof. Ph.D.Stud. Sanmin Sun^{*1,2)}, M.S. Rong Xu¹⁾ ¹⁾College of Water Conservancy and Architecture Engineering, Tarim University, Alar / China ²⁾College of Water Resources and Civil Engineering, China Agricultural University, Beijing / China</p>	111
13.	<p>MATHEMATICAL MODEL VALIDATION AND ANALYSIS OF SOIL WATER AND NITROGEN TRANSPORT IN WATER STORAGE PITS / 蓄水单坑土壤水氮运移的数学模型验证分析研究 Master Zhonghua Ni College of Engineering and Technology, Shangqiu Polytechnic, Shangqiu, Henan / China</p>	117
14.	<p>BIOREMEDIATION OF AGRICULTURAL SOIL CONTAMINATED WITH LEAD USING INTERACTION: COMMON BARLEY <i>HORDEUM VULGARE</i> AND EARTHWORM <i>LUMBRICUS SP</i> / BIOREMEDIATION D'UN SOL AGRICOLE CONTAMINÉ AU PLOMB A L'AIDE D'INTERACTION: ORGE COMMUNE <i>HORDEUM VULGARE</i> ET VER DE TERRE <i>LUMBRICUS SP</i> As. Ph.D. Boukirat D.^{*1)}, Prof. Ph.D. Maatoug M.¹⁾, As. Ph.D. Zerrouki D.,¹⁾ As. Ph.D. Lahouel H¹⁾, Prof. Ph.D. Dr. Heilmeier H.²⁾, Prof. Ph.D. Dr. Kharytonov M.³⁾ ¹⁾Laboratory of Agro Biotechnology and Nutrition in Semi-arid Zones, Faculty of Natural Sciences and Life; Ibn-Khaldun University – Tiaret / Algeria; ²⁾ Institute of Biosciences, TU Bergakademie Freiberg / Germany, ³⁾ State Agrarian-Economic University, Dnipropetrovsk / Ukraine</p>	125
15.	<p>EXPERIMENTAL STUDY ON THE EFFECT OF WATER QUALITY ON RAINFALL EROSION / 水质对土壤降雨侵蚀影响的实验研究 As.Ph.D.Stud. Ji Hengying^{1,2)}, Prof. Ph.D. Shao Ming-an^{*3,4)}, Ph.D. Jia Xiaoxu⁴⁾ ¹⁾College of Resources and Environment, Northwest A & F University, Shaanxi/China ; ²⁾ College of Chemistry and Chemical Engineering, Xinjiang Normal University, Urumqi/ China; ³⁾ State Key Laboratory of Soil Erosion and Dryland Farming on the Loess Plateau, Institute of Soil and Water Conservation, Northwest A & F University, Shaanxi /China; ⁴⁾Key Laboratory of Ecosystem Network Observation and Modeling, Institute of Geographic Sciences and Natural Resources Research, Chinese Academy of Sciences, Beijing / China</p>	135

FEASIBILITY STUDY OF MIXTURE TRANSPORTATION AND STIRRING PROCESS IN CONTINUOUS-FLOW CONVEYORS

/

ТЕХНІКО-ЕКОНОМІЧНЕ ОБГРУНТУВАННЯ ПРОЦЕСУ ТРАНСПОРТУВАННЯ ТА ЗМІШУВАННЯ СУМІШЕЙ ТРУБЧАСТИМИ КОНВЕЄРАМИ

Prof. Ph.D. Eng. Hevko R.B.¹⁾, Prof. Ph.D. Eng. Yazlyuk B.O.¹⁾, Assoc. Prof. Ph.D. Eng. Liubin M.V.²⁾,
Assoc. Prof. Ph.D. Eng. Tokarchuk O.A.²⁾, Ph.D. Eng. Klendii O.M.³⁾, Eng. Pankiv V.R.⁴⁾

¹⁾Ternopil National Economical University / Ukraine; ²⁾ Vinnitsa National Agrarian University / Ukraine; ³⁾Separated Subdivision of National University of Life and Environmental Sciences of Ukraine Berezahany Agrotechnical Institute / Ukraine;

⁴⁾Ternopil Ivan Pul'uj National Technical University
E-mail: alex_ks@mail.ru

Keywords: *continuous-flow conveyor, loose material, beaded scrapers, load weight, pilot plant, mixture heterogeneity*

ABSTRACT

The article presents a research technique on the process of simultaneous transporting and stirring of mixture components by a continuous-flow conveyor. Kinematic motion parameters of loose materials in the main characteristic route segments have been substantiated. Experimental studies have been conducted in order to determine the drag force in set route segments and the stirring rate of mixture components. The obtained results provide a mean of choosing cost-effective operating modes of a conveyor-mixer, whereby the specified quality of mixtures is achieved.

РЕЗЮМЕ

В статті представлена методика дослідження процесу транспортування та одночасного змішування компонентів сумішей трубчастим скребковим конвеєром. Проведено обґрунтування кінематичних параметрів руху сипкого матеріалу на основних характерних ділянках траси. Виконані експериментальні дослідження для виявлення сил опору на встановлених ділянках траси та ступеня змішування компонентів сумішей. Отримані результати дають можливість обирати економічно доцільні робочі режими конвеєра-змішувача, за яких досягається задана якість сумішей.

INTRODUCTION

Continuous-flow conveyors are widely applied when transporting loose materials. Considering their power inputs and ecological safety (Dziadykevych Y.V., 2016), these conveyors are the most effective, since they transport materials in closed environments. They are widely applied for feeding, but there are certain difficulties providing simultaneous transporting and stirring of loose components, especially on a large scale. In addition, it is advantageous to make sectional traction elements and beaded operating elements with a central opening in order to provide spillage and stirring of feed mixture.

The analysis of recent researches (Hryshova and Lebedev, 2015; Hevko M.R. and Vitrovyyi A.O., 2016; Hevko R.B. and Klendiy O.M., 2014; Hevko R.B. et.al., 2016; Loveikin et.al., 2010; Loveikin and Rogatynska, 2011; Lyashuk O.L. et.al., 2015; Pylypaka S.F. and Klendiy M.B., 2016; Rogatynska, 2010; Rogatynska O. et.al., 2015; Rohatynskiy et.al., 2016; Shynkaryk et.al., 2014) shows that the main disadvantages of the existing traction elements and operating elements of continuous-flow conveyors are the following: their high material capacity and low maintenance ability as well as limited functionality, which provides only transporting of loose materials without providing mixture homogeneity.

MATERIAL AND METHODS

In order to improve the effectiveness of continuous-flow conveyor operation, a flow sheet of simultaneous transporting and stirring of mixture components which can provide their transporting and the attainment of the required homogeneity has been developed.

The technological lane of a continuous-flow conveyor is spatial and consists of certain set segments: rectilinear, curvilinear concave, vertical, curvilinear convex and so on.

Figure 1 shows the technological lanes of such segments.

The procedure of transporting and stirring is the following. In the first stage (Fig.1a) a conveyor casing is fed with the first mixture component with a certain filling coefficient of inter-scraper space, which is picked by scrapers with a central opening and is transported along the route.

In the second stage, a certain batch of the second component is fed through a special hopper (Fig.1b). As a rule, this component is situated on the surface of a load layer, which is to be transported.

In the third stage (Fig.1c), a load placed between continuous scrapers, when being transported along the route, begins to spill through central openings of beaded scrapers.

In the fourth stage (Fig.1d), when transporting the load, which is situated between continuous scrapers, in vertical route segments there is effective spillage and stirring of mixture components.

In the fifth stage (Fig.1e), the load is transported in a curvilinear vertical segment, where mixture fills certain space between beaded scrapers and load is stirred in continuous flow.

In the sixth stage (Fig.1f), mixture is unloaded and when it is spilled into a container, the mixture is entirely stirred.

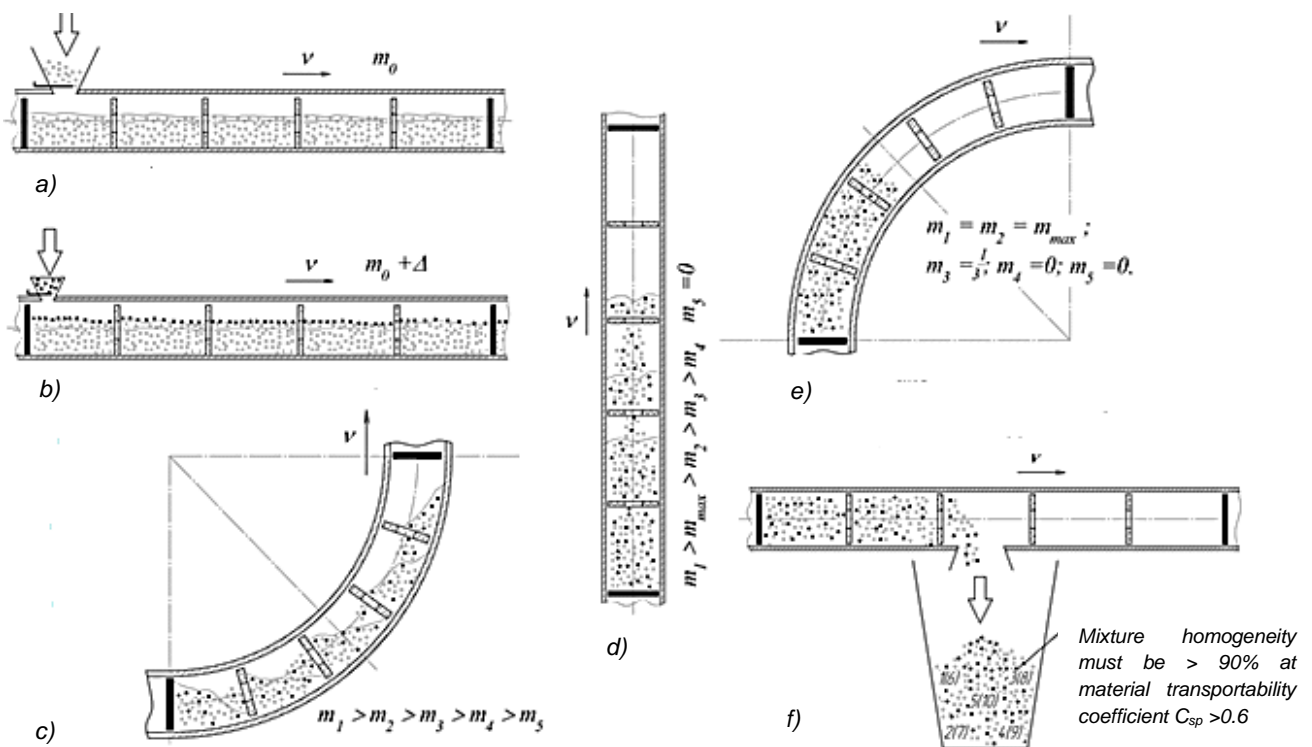


Fig. 1 - Flow sheets of simultaneous transporting and stirring of mixture components

a – I stage – feed of the main component; b – II stage – feed of the second component;

c – III stage – partial stirring of components; d – IV stage – main stirring of components;

e – V stage – transportation of components; f – VI stage – unloading with entire stirring of components

In order to provide proper homogeneity, it is necessary to determine the influence of technical and design parameters, namely: speed of transportation, diameter of a pipe-line, pitch of scrapers, diameter of scrapers, diameter of an opening etc. on load parameters of the process and mixture homogeneity.

In order to substantiate kinematic motion parameters of loose material with elementary mass dm_c in vertical segments of a technological lane, possible cases of the motion of a variable-mass body vertically upwards (Fig. 2a) have been considered:

- separation from a scraper surface 1 of elementary mass particle Δdm_c ;
- simultaneous attachment to a scraper surface 2 and separation from its surface of elementary mass particle Δdm_c ;
- attachment to a scraper surface 3 of elementary mass particle Δdm_c .

A change in elementary mass dm_i on operational surfaces of relative scrapers over a period of time Δt_c is determined using the following system of equations:

$$\left. \begin{aligned} \Delta dm_C &= dm_C(t_c) - dm_C(t_c + \Delta t_c); \\ \Delta dm_M &= dm_M(t_c) + \Delta dm_C - dm_M(t_c + \Delta t_c); \\ \Delta dm_L &= dm_L(t_c) + \Delta dm_M(t_c + \Delta t_c) \end{aligned} \right\} \quad (1)$$

where Δdm_C – separated or attached elementary mass particle Δdm_M ; Δt_c – period of time for separation and attachment of elementary mass particle Δdm_C and Δdm_M .

Based on energy conservation law, momentum Q_C of elementary mass particle dm_C in case of separation, simultaneous attachment and separation, attachment of elementary mass particle Δdm_C at instant of time t_y , respectively, equals:

$$Q_C(t_y) = (dm_C + \Delta dm_C)g_y - \Delta dm_C g_1, \quad Q_M(t_y) = dm_M g_c + \Delta dm_C g_1 - \Delta dm_M g_2, \quad Q_L(t_y) = (dm_L + \Delta dm_M)g_y + \Delta dm_M g_2.$$

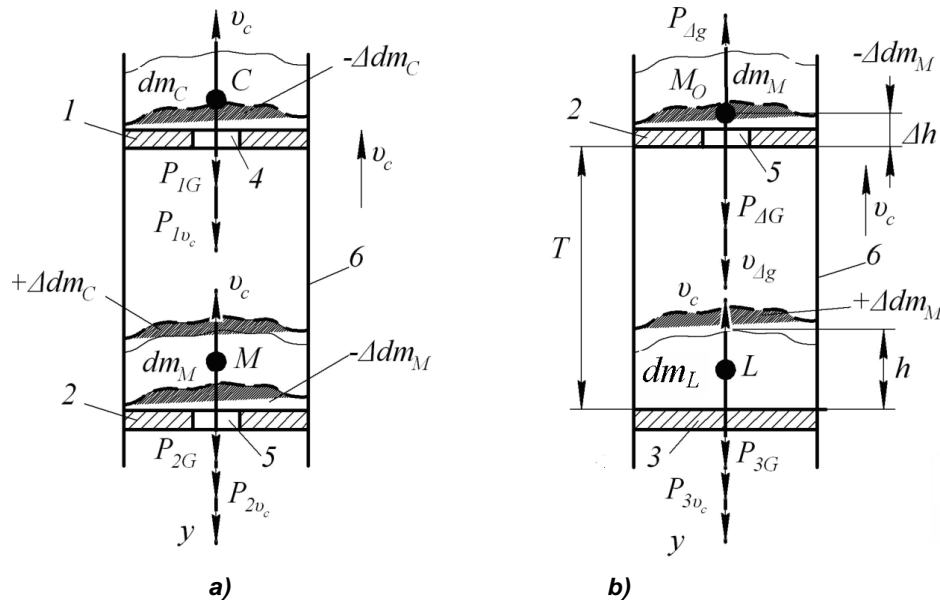


Fig. 2 - Design diagrams of kinematic motion parameters of loose materials

Applying Meshchersky's equation with regard to (1) and resultant force exerted on elementary mass dm_i , we have obtained a differential equation for the motion of loose material in a vertical route segment of an operating element for the three cases of behaviour at instant of time t_y taking into account the aerodynamic drag force of aerial environment:

$$dV_C \psi \frac{d^2 y_C}{dt_c^2} = dV_C \psi \left[g + p \left(\frac{dy_C}{dt_c} \right)^2 \right] + \frac{d(dV_C \psi)}{dt_c} \left(\frac{dy_1}{dt_c} - \frac{dy_C}{dt_c} \right) \quad (2)$$

$$dV_M \psi \frac{d^2 y_M}{dt_c^2} = dV_M \psi \left[g + p \left(\frac{dy_M}{dt_c} \right)^2 \right] - \frac{d(dV_C \psi)}{dt_c} \left(\frac{dy_1}{dt_c} - \frac{dy_C}{dt_c} \right) + \frac{d(dV_M \psi)}{dt_c} \frac{dy_2}{dt_c} \quad (3)$$

$$dV_L \psi \frac{d^2 y_L}{dt_c^2} = dV_L \psi \left[g + p \left(\frac{dy_L}{dt_c} \right)^2 \right] + \frac{d(dV_L \psi)}{dt_c} \left(\frac{dy_3}{dt_c} - \frac{dy_L}{dt_c} \right) \quad (4)$$

where dV_C, dV_M, dV_L – voluntary unit of elementary mass dm_C, dm_M, dm_L ; ψ – specific load weight; y_C, y_M, y_L – C, M, L point coordinates of the mass centre of constant elementary mass dm_C, dm_M, dm_L ; y_1, y_2, y_3 – point coordinates of the mass centre of variable elementary mass dm_C, dm_M, dm_L .

A differential equation of elementary mass motion Δdm_M (Fig. 2b) vertically downward under gravity and taking account of aerodynamic drag force of aerial environment is the following:

$$\Delta dm_M \frac{d^2(T-h+\Delta h)}{dt_c^2} = \Delta dm_M g - p \Delta dm_M g_{\Delta g}^2 = \Delta dm_M (g - p g_{\Delta g}^2) \quad (5)$$

where T – pitch of scrapers; h – initial height of loose material hopper relative to the work surface of a scraper; Δh – height, which takes into account scraper thickness 3 and centre-of-mass coordinate M relative to work surface of a scraper.

In order to determine the speed or obtain the equation of elementary mass downward motion Δdm_M it is necessary to eliminate time t_c , applying a substitute method (5). Then, the differential equation (5) becomes the following:

$$\frac{d(T-h+\Delta h)}{dt_c} = \int_0^{t_c} \left(g - 2p \frac{g_{\Delta g}}{dt_c} \right) dt_c = g t_c - 2p g_{\Delta g} \quad \text{or} \quad \int_0^{g_{\Delta g}} \frac{d(T-h+\Delta h)}{\frac{g t_c}{p} - 2g_{\Delta g}} = p \int_0^{t_c} dt_c \quad (6)$$

In order to eliminate random time integration constant we shall take the defined integral, remaining upper and lower limits of variable integration. For lower limits $t_c = 0$, $g_{\Delta g} = 0$. After the separation of variables, integration and transformation (6), the following can be deduced:

$$\int_0^{T-h+\Delta h} d(T-h+\Delta h) = \sqrt{g/p} \int_0^{t_c} \ln(t_c \sqrt{gp}) dt_c; \quad y_{\Delta M} = T-h+\Delta h = \frac{1}{p} \ln(t_c \sqrt{gp}) \quad (7)$$

The dependence (7) describes a law of vertical downward motion of elementary mass particle Δdm_M taking into account aerodynamic drag force of aerial environment, and can be used for the substantiation of the parameters of an operating element by determining the time and the distance needed to fill the inter-scraper space volume of the last scraper and their pitch to capacity.

A pilot plant used for the determination of the drag force in set route segments and the stirring rate of mixture components (Fig.3) contains horizontal 5 and 14, curvilinear 9 and 11 and vertical 10 segments, where there is a traction operating element with scrapers 6. In loading and unloading area there is a hopper 7, component additives feeder 8, an unloading port 12 and a load tank 13.

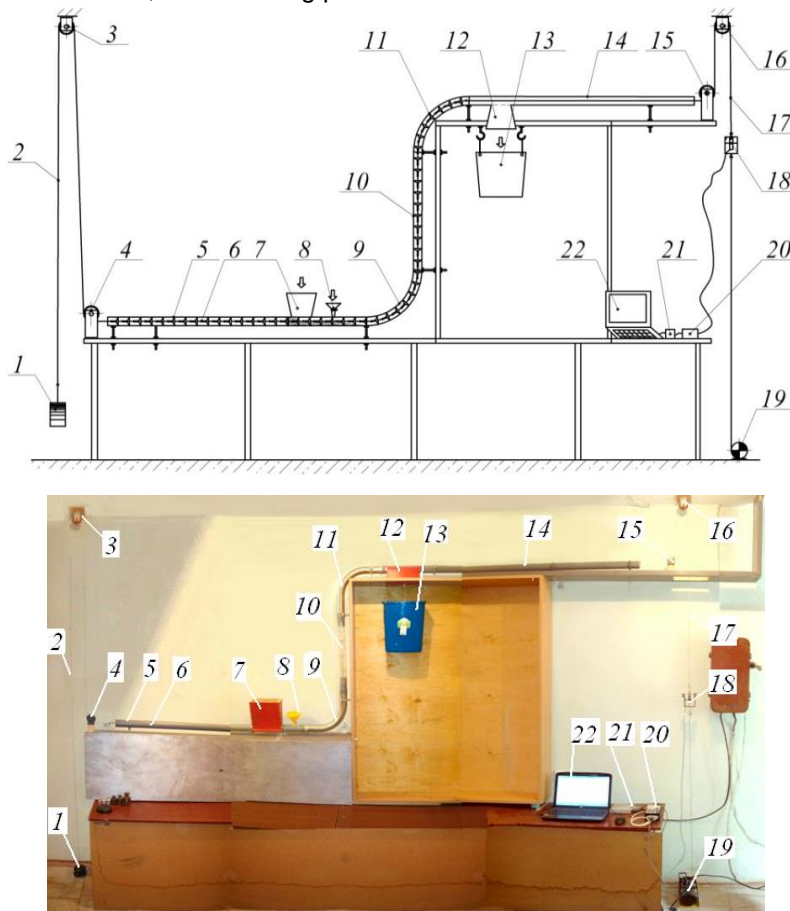


Fig. 3 - Installation diagram and overview of a pilot plant of a continuous-flow conveyor with the designed scrapers

A traction operating element interacts with cables 2 and 17, which are weighted by load 1 via guide blocks 3,4,15 and 16 and are coupled to an electric drive 19. The tension force of a driving part of a cable 17 was recorded on PC monitor 22 via an inductive sensor 18 (JA12SSVD10/N2P), a switch and a power supply unit of a measuring system 20, an analog-to-digital adaptor 21 (ADA-1406).

The length of a cable from a sensor 18 to an electric drive 19 was divided into segments, which corresponded to a horizontal segment of a casing in the area of hoppers arrangement, a curvilinear segment and a vertical segment as well as a curvilinear area, which transforms into a horizontal one in the area of loose mixture unloading.

The change of a drag force was recorded on a PC monitor in each segment of the technological lane.

RESULTS

Experimental studies in order to determine the spillage rate of loose materials in a curvilinear route segment through the openings in beaded scrapers were conducted using a test stand. A curved bend, which had 5 sections, was fed with loose material with the weight of 100...150 g, which corresponded to space filling coefficient $\psi = 0.6...0.9$. After opening a flap, the flow of loose materials pressed a lever pedal, which turned the timer on. The flow quantity was weighed by an electronic balance. Bend sections with beaded scrapers arranged at angles of $\alpha_1=75^\circ$, $\alpha_2=6^\circ$, $\alpha_3=45^\circ$, $\alpha_4=3^\circ$ were used. The diameter of the central openings of beaded scrapers was 12, 14, 16, 20 and 24 mm, and the outside diameter of washers was $d_w = 45$ mm.

The overview of the process of transporting and stirring of mixed fodder in a transparent guide pipe in a vertical route segment is shown in Figure 4.



Fig. 4 - A beaded operating element and the process of transporting and stirring of mixed fodder in a vertical route segment of a technological lane

The rate (coefficient) k_{tr} of the transported material, which was unloaded into the tank, was determined with the help of the dependence $k_{tr} = (m_{tr} / m_{\Sigma}) \cdot 100\%$, where m_{tr} is the mass of the material transported; m_{Σ} is the total mass of the material, which was picked by five scrapers.

It has been stated that the greatest force increment P_d (Fig. 5) for the transportation of materials in all the route segments is observed during transporting corn seeds at $\psi = 0.8$. In a curvilinear segment, the friction coefficient in scraper-guide pipe pair has the maximum influence on the force P_d (steel-steel – solid lines, steel-polycarbonate – cross hatching lines).

As a result of data processing for a complete factorial type experiment CFE 3^2 we have obtained the regression equations in actual values, which specify the change in the mass m of loose materials spilled by washers in a curvilinear segment of the lane depending on the diameter of the opening d_{op} and the washer angle α relative to the horizon:

$$\left. \begin{aligned} m_{mf} &= -35.61 + 4.71d_{op} + 2.81\alpha - 0.42 \cdot 10^{-2} d_{op} \alpha - 0.04d_{op}^2 - 0.05\alpha^2; \\ m_w &= 130.78 + 1.29d_{op} - 1.35\alpha + 0.12d_{op} \alpha - 0.11d_{op}^2 - 0.02\alpha^2; \\ m_m &= 488.76 + 0.73d_{op} - 47.58\alpha - 0.13d_{op} \alpha + 0.01d_{op}^2 + 1.67\alpha^2 \end{aligned} \right\} \quad (8)$$

where m_{mf}, m_w, m_m is the mass of spilled mixed fodder, wheat, millet.

Statistical significance evaluation of the coefficients of the regression equation and model validity for actual experimental data file was conducted using Student's test and Fisher's test. According to (8) the response surface of the mass-change of spilled material from d_{op} and α has been defined, Fig. 6.

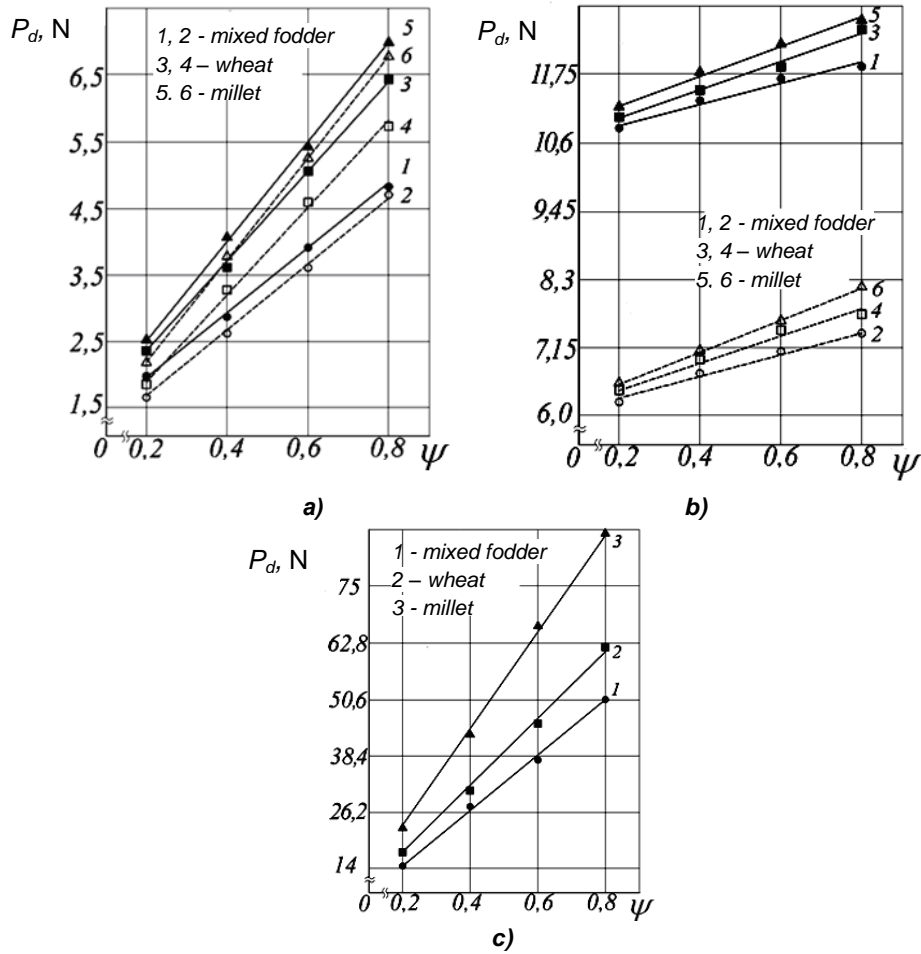


Fig. 5 - The dependence on the change of the force P_d , needed to transport materials with the help of ten scrapers (1 rm) on loading coefficient of the guide pipe ψ :
 a) horizontal; b) curvilinear; c) vertical route segment

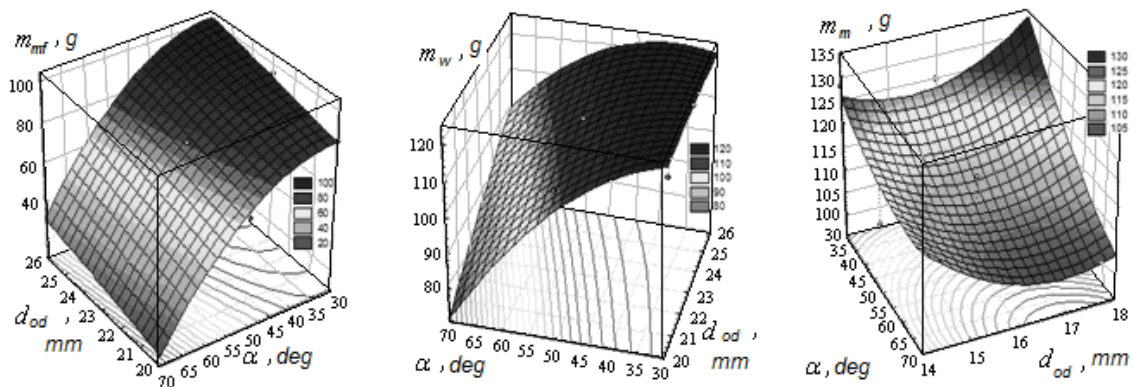


Fig. 6 - Response surface of spilled material mass from d_{op} and α

It has been determined that the change in the diameter of a washer opening from 10 up to 25 mm causes an increase in the mass of spilled material m_i , and the increase of a washer angle α relative to the horizon is of the opposite pattern.

A regression equation of the dependence of the change in the coefficient of transported material k_{tr} on the speed of scraper movement ($0.1 \leq V \leq 0.5$ m/s), the diameter of the internal opening ($20 \leq d_{od} \leq 26$ mm) and a cone angle ($14 \leq \chi \leq 42$ degrees) have been obtained:

$$k_{tr} = 576.749 - 23.020V - 40.118 \cdot d_0 - 0.217\chi + 0.875Vd_0 + 0.305V\chi + 1.079 \cdot 10^{-2} d_0\chi + 2.425 \cdot V^2 + 0.756d_0^2 - 3.128 \cdot 10^{-3} \chi^2. \quad (9)$$

It has been determined that the dominant factor, which influences the coefficient of the transported material k_{tr} is the diameter of the internal opening d_{op} of scraper washers (Fig.7). The change in the speed of movement V and the cone angle χ of a washer within the limits of 14-28 (degrees) does not influence the increase of the coefficient k_{tr} significantly, but the increase of the angle χ to 42 degrees causes the decrease of the coefficient k_{tr} due to material jamming.

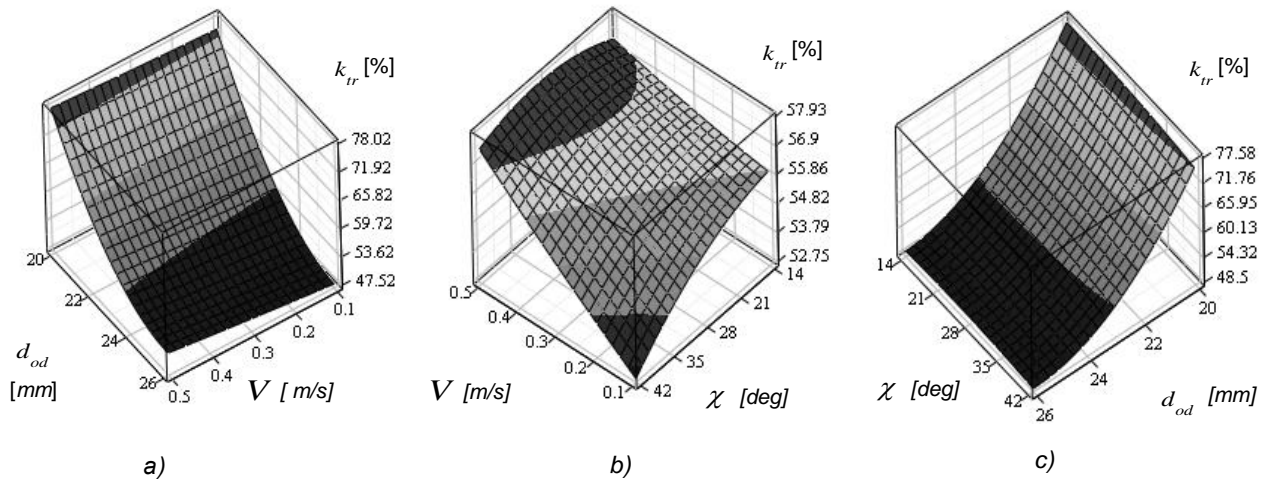


Fig. 7 - Response surface of change the coefficient k_{tr} as functionality

a) $k_{tr} = f(V, d_{od})$; b) $k_{tr} = f(V, \chi)$; c) $k_{tr} = f(d_{od}, \chi)$

For the in-process testing, which is connected with the determination of the productivity of the scraper conveyor-mixer, the quality of the process and simultaneous stirring of the components of microgranulated mixed fodder depending on the design and kinematic parameters of the operating elements, a pilot plant has been designed and constructed. Its general view is shown in Fig.8.




Fig. 8 - Pilot plant

1 – power-drive station; 2 – loading hopper; 3 – bunker for micro additives; 4 – concave curvilinear route segment; 5 – vertical route segment; 6 – vertical transparent route segment; 7 – convex vertical segment; 8 – unloading port; 9 – horizontal segment; 10 – swivel block; 11 – unloading port for material remains

The plant contains a power-drive station 1, where there are horizontal 9, vertical 5, curvilinear (concave 4 and convex 7) sections of pipe technological lanes attached about a closed path. Inside the lanes there are the designed scraper operating elements arranged. In the left side of the vertical lane there is a section 6 of a vertical transparent route segment mounted. Its length is $H_0 - H_1 = 0.5$ m, which corresponds to five scraper sections of the operating element connected with each other.

In the area of the material intake there is a loading hopper 2 for the main component of microgranulated mixed fodder and a hopper 3 for the control component.

During the in-process testing, the efficiency of a scraper conveyor-mixer depending on variable design and kinematic parameters of the operating element as well as on the stirring quality of feed components was determined.

When determining the effectiveness of the scraper conveyor-mixer, microgranulated mixed fodder was applied. Forward speed of the operating element of the conveyor changed within the range of $V = 0.1 \dots 0.5$ m/s. In the process of the investigation, scrapers with skid-washers with the internal diameter $d_{in} = 18, 20$ and 23 mm were used. The results of the conducted experiments are shown in Table 1.

Table 1

Forward speed of the operating element V , m/s	Effectiveness of a conveyor-mixer E , t/h		
	$d_{in} = 18$ mm	$d_{in} = 20$ mm	$d_{in} = 23$ mm
0.1	0.392	0.365	0.338
0.2	0.785	0.733	0.637
0.3	1.172	1.098	1.026
0.4	1.561	1.469	1.362
0.5	1.998	1.838	1.711

The investigation aimed at defining the dependence of mixture heterogeneity H_m on the coefficient of the transported material k_{tr} . For the experimental studies microgranulated mixed fodder with bulk density being 500 kg/m^3 and with particle size being $1 \dots 1.5$ mm and rape seeds with bulk density being 654 kg/m^3 were chosen. A rape seed was chosen to be the control component and it was stirred with microgranulated mixed fodder at the ratio of 1:8. The indicated component was fed from the side of the loading branch pipe. Mixture quality was determined from the degree of distribution of the control component in the mass of microgranulated mixed fodder.

In the process of experimental studies the spot sampling method was applied. Sampling from the container was done at regular intervals with the help of a special sampler.

The minimum sample mass is calculated using the following formula:

$$G_M = \frac{10^4 \pi d^3 \rho}{c_0 + 1.5c_0} \approx \frac{1.26 \cdot 10^4 d^3 \rho}{c_0} = \frac{1.26 \cdot 10^4 \cdot 0.1^3 \cdot 0.5}{0.125} = 50.4 \text{ g} \quad (10)$$

where d – diameter of mixture particles, [cm];

ρ – bulk density of mixture particles, [g/cm^3];

c_0 – value of the specified concentration of the main component.

Thus, let us assume sample mass $G \geq G_M \geq 50$ g.

The number of samples is 9; the repetition of the testing is triple. The main component content of rape seeds in the samples was determined using a quantitative analysis of samples. In order to do this, they were weighed using a second type balance like compensatory analytical balance VLKT-500g-M and they were consecutively separated on sieves, since the use of a gravimetric method is possible when all the particles of the control component form a fraction without any particles of other components. After their separation on sieves, the seed mass of the main component (rape seeds) and its concentration in a sample were determined. Having obtained a number of concentration values of the main component in samples c_i , the coefficient of mixture heterogeneity (variations) H_m for a certain coefficient value of the transported material k_{tr} is defined applying the following formula:

$$V_c = \frac{100}{\bar{c}} \sqrt{\frac{1}{n-1} \sum_{i=1}^n (c_i - \bar{c})^2}, \% \quad (11)$$

where \bar{c} – arithmetic mean value of the main component in the samples, [%]; c_i – value of the main component concentration in the i -sample, [%]; n – a number of samples analysed.

Based on the obtained experimental data by means of the regression analysis in Microsoft Office Excel environment, the empirical data were approximated by theoretical curves, the results of which are shown in Fig. 9.

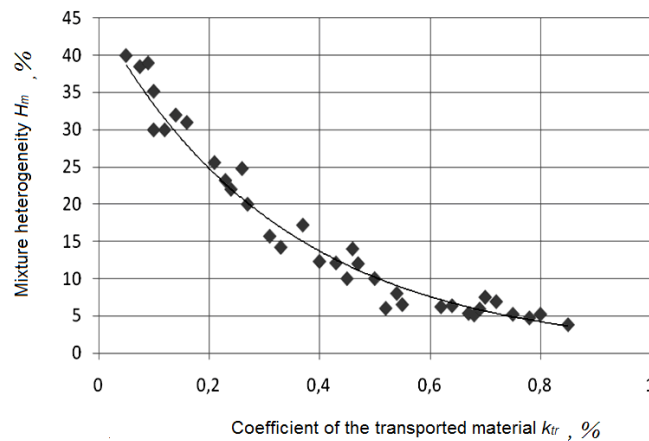


Fig. 9 - The dependence of mixture heterogeneity H_m on the coefficient of the transported material k_{tr}

The obtained results enable to choose such operating modes of the conveyor-mixer at which the specified mixture quality can be attained.

In order to determine economic efficiency, an experimental example of a continuous-flow conveyor-mixer has been designed and has undergone in-process testing.

We have suggested the methodology for determining economic results of the application of the designed conveyor-mixer compared to the basic example, which was taken from the best foreign prototype (that is the decrease of the material capacity of the operating element as well as the decrease of power inputs into the process of transportation). Besides, in the process of transportation, stirring of mixture components of loose materials takes place.

CONCLUSIONS

Having analysed scientific researches, a new flow sheet of simultaneous transportation and stirring of loose material components has been suggested.

The dependencies which define a motion law of an elementary mass particle vertically downward in the process of attachment and separation of loose material or its stirring have been obtained, the analysis of which enables to determine the time and the way needed for filling to capacity inter-scrapers space volume, scraper pitch and the amount of transported loose material.

Test stands have been designed and constructed in order to conduct experimental studies.

It has been determined that the greatest force increment P_d needed for material transportation in all the route segments is observed during transporting corn seeds at loading coefficient being $\psi = 0.8$ for steel scrapers, the force P_d is 12.4 and 6.8 greater than in a rectilinear route segment and in a curvilinear one.

Maximum demand of traction force F_D change when the block of beaded scrapers is moved can be observed in a vertical route segment, where F_D for solid scrapers is in 1.1...1.15 times greater than for scrapers with openings and the change in motion speed within the limits of 0.15...0.3 m/s does not influence the force F_D significantly.

Based on the conducted laboratory research, it has been determined that the change in the diameter of a scraper opening from 20 to 25 mm causes the decrease in the time of mixed fodder spillage from 3.3 to 2.25 s, if the angle of washer arrangement is $\alpha = 30^\circ$; in the process, there is spillage of 84.6% and 96.1% of mixed fodder out of the loaded mass respectively. If the angle is $\alpha = 75^\circ$ the time of mixed fodder spillage decreases from 4.9 to 3.2 s, the spillage of mixed fodder is 17.3% and 30.8% respectively.

The dominant factor, which influences a coefficient value of transported material k_{tr} , is the diameter of the internal opening d_{op} of scraper washers and the change in the speed of movement and the cone angle of an operating surface within the limits of $0.1 \leq V \leq 0.5$ (m/s). $14 \leq \chi \leq 28$ (degrees) does not cause a significant increase of the coefficient k_{tr} , but further increase of the angle χ to 42 degrees causes the decrease of the coefficient k_{tr} . It has been determined that the effectiveness of the conveyor-mixer, when the internal opening of a washer is changed from 18 to 23 mm, decreases from 2.0...1.7 t/h at forward speed of the operating element being 0.5 m/s and the best homogeneity of mixed fodder mass is achieved at the coefficient k_{tr} from 0.55...0.6 and above.

REFERENCES

- [1] Dziadykevych Y.V. and others, (2016), *Environmental and Natural Resources Economics: monograph (Економіка довкілля і природних ресурсів: монографія)*, (Астон), p.392, Ternopil;
- [2] Nevko M.R., Vitrovyy A.O., (2016), *Results of Experimental Investigations for Determination of Energy and Power Parameters of Hinged Operating Elements of Flexible Screw Conveyors (Результати експериментальних досліджень з визначення енерго-силових параметрів шарнірних робочих органів гнучких гвинтових конвеєрів)*. Bulletin of Engineering Academy of Ukraine (Вісник інженерної академії України). Vol.1. pp.148-154, Kyiv/Ukraine;
- [3] Nevko R.B., Klendiy M.B., Klendii O.M., (2016), Investigation of a transfer branch of a flexible screw conveyor, *INMATEH-Agricultural Engineering*, vol.48. no.1, pp.29-34, Bucharest/Romania;
- [4] Nevko R.B., Klendiy O.M., (2014), The investigation of the process of a screw conveyor safety device actuation, *INMATEH-Agricultural Engineering*, vol.42, no.1, pp.55-60, Bucharest/Romania;
- [5] Nevko R.B., Zalutskiy S.Z., Tkachenko I.G., Klendii O.M., (2015), *Development and investigation of reciprocating screw with flexible helical surface*. INMATEH: Agricultural engineering, vol.46, no.2. pp. 133-138, Bucharest/Romania;
- [6] Hryshova I.Y., Lebedev V.V., (2015), Development of Transport and Logistic Services Market in the Context of Enterprise Management (Розвиток ринку транспортно-логістичних послуг в контексті менеджменту підприємств), *Bulletin of Sumy National Agrarian University. Series "Economics and Management" (Вісник Сумського національного аграрного університету. Серія "Економіка та менеджмент")*, vol.12 (66), pp.11-15, Sumy/Ukraine;
- [7] Loveikin V., Rogatynska O., Rogatynska L., Dudun Y., (2010), Dynamics of Screw Conveyors (Динаміка гвинтових конвеєрів), *Bulletin of I.Pyliui Ternopil National Technical University (Вісник Тернопільського національного технічного університету ім. І.Пулюя)*, Vol.15, pp.100-105, Ternopil/Ukraine;
- [8] Loveikin V., Rogatynska L., (2011), *A Model of Loose Material Transportation by Means of High-Speed Conveyors with Elastic Operating Devices (Модель транспортування сипкого вантажу швидкохідними гвинтовими конвеєрами з еластичними робочими органами)*. (Вісник Тернопільського національного технічного університету ім. І.Пулюя), Vol.16, pp.66-70, Ternopil;
- [9] Lyashuk O.L., Rogatynska O.R., Serilko D.L., (2015), *Modelling of the vertical screw conveyor loading*, INMATEH-Agricultural Engineering, vol.45, no.1, pp.87-94, Bucharest/Romania;
- [10] Pylypaka S.F., Klendiy M.B., (2016), Analytical Model of Installation of Concave Coulters for Definition Geometrical and Technological Characteristics (Аналітична модель установки ґрунтообробних сферичних дисків для визначення геометричних та технологічних характеристик), *Scientific Journal of National University of Life and Environmental Sciences of Ukraine series «Technology and Energy AIC" (Науковий вісник НУБіП України: Серія «Техніка та енергетика АПК»)*, Vol.241, pp.140-150, Kyiv/Ukraine;
- [11] Rogatynska L.R., (2010), Evaluation of Stress-Strained State of Elastic Helixes of Screw Conveyors when Loading (Оцінювання напружено-деформованого стану еластичних спіралей гвинтових конвеєрів при навантаженні), *Bulletin of I. Pyliui Ternopil National Technical University (Вісник Тернопільського національного технічного університету ім. І.Пулюя)*, Vol.15, pp.131-137. Ternopil/Ukraine;
- [12] Rogatynska O., Liashuk O., Peleshok T., Liubachivskiy R., (2015), Investigation of the Process of Loose Material Transportation by Means of Inclined Screw Conveyors (Дослідження процесу транспортування сипкого вантажу похилими гвинтовими конвеєрами), *Bulletin of I.Pyliui Ternopil National Technical University (Вісник Тернопільського національного технічного університету ім. І.Пулюя)*, Vol.79, pp.137-143, Ternopil/Ukraine;
- [13] Rohatynskiy R.M., Diachun A.I., Varian A.R., (2016), Investigation of Kinematics of Grain Material in a Screw Conveyor with a Rotating Casing (Дослідження кінематики зернового матеріалу у гвинтовому конвеєрі із обертовим кожухом), *Bulletin of Kharkiv Petro Vasylenko National Technical University of Agriculture, №168, (Вісник Харківського національного технічного університету сільського господарства імені Петра Василенка №168)*. p.24-31, Kharkiv/Ukraine;
- [14] Shynkaryk M.I., Nevko R.B., Klendii O.M., (2014), Dynamic calculation of a safety device of screw conveyor (Динамічний розрахунок запобіжного пристрою шнекового транспортера), *Bulletin of Engineering Academy of Ukraine (Вісник інженерної академії України)*, Vol.2, pp. 163-168, Kyiv.

WRITING NORMS

Article Types

Three types of manuscripts may be submitted:

1. **Regular articles:** These should describe new and carefully confirmed findings, and experimental procedures should be given in sufficient detail for others to verify the work. The length of a full paper should be the minimum required to describe and interpret the work clearly (max.10 pages, **even number**);
2. **Short Communications:** A Short Communication is suitable for recording the results of complete small investigations or giving details of new models or hypotheses, innovative methods, techniques or apparatus. The style of main sections has not necessarily to be in accordance with that of full-length papers (max. 6 pages, **even number**);
3. **Reviews:** Submissions of reviews and perspectives covering topics of current interest are welcome and encouraged (max.10 pages, **even number**).

Manuscripts should be written in English (American or British usage is accepted, but not a mixture of these) and submitted **electronically** at the following e-mail addresses: inmatehjournal@gmail.com

Please be sure to include your full affiliation and e-mail address (see Sample manuscript)

The authors are responsible for the accuracy of the whole paper and references.

There are allowed 2 papers by each first author.

The text layout should be in single-column format. To avoid unnecessary errors it is strongly advised to use the “spell-check” and “grammar check” functions of your word processor.

Review Process

All manuscripts are reviewed by 2 members of the Scientifically Review Office. Decisions will be made as rapidly as possible and the journal strives to return reviewers’ comments to authors in approx.3 weeks.

The editorial board will re-review manuscripts that are accepted pending revision.

NOTE:

Submission of a manuscript implies: that the work described has not been published before (excepting as an abstract or as part of a published lecture or thesis) that it is not under consideration for publication elsewhere.

1. REGULAR ARTICLES

- Manuscripts should be concise, in **1.15 line spacing**, and should have 2 cm all over margins. The font should be **Arial 10 pt**. Ensure that each new paragraph is clearly indicated, using **TAB at 1 cm**.
- Title will be **Arial 12 pt**. and explicit figures will be **Arial 9 pt**.
- Text will be written in English.
- Chapters’ titles are written by **Arial 10 pt, Bold, Uppercase** (e.g. **INTRODUCTION, MATERIAL AND METHODS**), between chapters is left a space for 10 pt. At the beginning of each paragraph, TAB of 1 cm.
- The paper body will be written in **Arial 10 pt., Justify alignment**.

TITLE **Arial 12 pt., Uppercase, Bold, Center (in English language)** and **Bold Italic (in native language)**.

Should be a brief phrase describing the contents of the paper. Avoid long titles; a running title of no more than 100 characters is encouraged (without spaces).

AUTHORS **ARIAL 9, Bold, Centre alignment**

Under the paper's title, after a space (enter) 9 pt., write **authors' names** and **affiliations (Arial 8 pt.-Regular)**

When the paper has more than one author, their name will be followed by a mark (Arabic numeral) as superscript if their affiliation is different.

Corresponding author's name (next row), **(Arial 8 pt.)**. Should be added also: phone, fax and e-mail information, for the paper corresponding author (**font: 8 pt., Italic**).

KEYWORDS **(In English)** about 4 to 10 words that will provide indexing references should be listed (**title: Arial 10pt, bold italic, text Arial 10 pt., italic**).

A list of non-standard Abbreviations should be added. In general, non-standard abbreviations should be used only when the full term is very long and used often. Each abbreviation should be spelled out and introduced in parentheses the first time it is used in the text. Standard abbreviations (such as ATP and DNA) need not to be defined.

ABSTRACT (*in English and Native language, Arial 10 pt.*), the title *bold*; the text of abstract: *italic*) should be informative and completely self-explanatory, briefly present the topic, state the scope of the experiments, indicate significant data, and point out major findings and conclusions. The Abstract should be max.250 words. Complete sentences, active verbs, and the third person should be used, and the abstract should be written in the past tense. Standard nomenclature should be used and abbreviations should be avoided. No literature should be cited.

INTRODUCTION (*Arial 10 pt.*) should provide a clear statement of the problem, the relevant literature on the subject, and the proposed approach or solution. It should be understandable to colleagues from a broad range of scientific subjects. We should refer to the current stage of researches performed in the field of the paper to be published, by quoting up-to-date specialty studies, preferably published after 2006, excepting certain referential specialty books/studies, especially papers issued in magazines/journals/conferences/ISI quoted symposia or in other international data bases, which are well known and available.

MATERIALS AND METHODS (*Arial 10 pt.*) should be complete enough to allow experiments to be reproduced. However, only truly new procedures should be described in detail; previously published procedures should be cited, and important modifications of published procedures should be mentioned briefly. Methods in general use need not be described in detail.

RESULTS (*Arial 10 pt.*) should be clearly presented. The results should be written in the past tense when describing findings in the authors' experiments. Results should be explained, but largely, without referring to the literature. Discussion, speculation and detailed interpretation of data should not be included in the Results, but should be put into the Conclusions section.

CONCLUSIONS (*Arial 10 pt.*) The main conclusions drawn from results should be presented in a short Conclusions section. Do not include citations in this section.

Formulae, symbols and abbreviations: Formulae will be typeset in Italics (preferable with the Equation Editor of Microsoft Office 2003) and should be written or marked as such in the manuscript, unless they require a different styling. They should be referred to in the text as Equation (4) or e.g. (4). The formulae should be numbered on the right side, between brackets (*Arial 10 pt.*):

$$P = F \cdot v \quad (1)$$

Terms of the equation and the unit measure should be explained, e.g.

P is the power, [W];

F – force, [N];

v – speed, [m/s]

SI units must be used throughout.

Tables should be self-explanatory without reference to the text. The details of the methods used in the experiments should preferably be described in the legend instead of in the text. [The same data should not be presented both in table and graph form or repeated in the text.](#)

Table's title will be typed *Arial 9 pt, Bold, Centered*

In the table, each row will be written Arial 9 pt, single-spaced throughout, including headings and footnotes.

The table should be numbered on the right side, between brackets (*Arial 10 pt.*):

Figure (*Arial 9 pt., Bold, Center*) should be typed in numerical order (Arabic numerals). Graphics should be high resolution (e.g.JPEG).Figure number is followed by what represent the figure or graph e.g.:

Fig.1 – Test stand

Legend: *Arial 8 pt, Italic, Center, e.g.*

1 - plansifter compartments; 2- break rolls; 3 – semolina machines; 4 – reduction rolls; 5 – flour

ACKNOWLEDGMENTS (*Arial 10 pt.*) of people, grants, funds etc should be brief (*if necessarily*).

REFERENCES (*Arial 10 pt.*)

(In alphabetical order, in English and in the original publication language).

Minimum 10 references, last 10 years, minimum 3 references from the last 2 years

It can be used “*References*” tool from the *Word Editor*.

References should be cited in the text in brackets as in the following examples:

(Babicu P., Scripnic V., 2000)

All references must be provided in English with a specification of original language in round brackets.

Authors are fully responsible for the accuracy of the references.

References should be alphabetically, with complete details, as follows:

Examples:

Books: Names and initials of authors, year (between brackets), title of the book (Italic), volume number, publisher, place, pages number or chapter, ISSN/ISBN:

[1] Vlăduț V., (2009), *Study of threshing process in axial flow apparatus (Studiul procesului de treier la aparatele cu flux axial)*, vol.1, "Terra Nostra" Publishing House, Iași/Romania;

Journal Article: Names and initials of authors, year (between brackets), full title of the paper, full name of the journal (Italic), volume number, publisher, place, page numbers:

[1] Lizhi Wu, Yan Di., (2005), *Demonstrational study on the land consolidation and rehabilitation (LCR) project of saline-alkali soil in arid areas: a case study of Lubotan LCR project in Pucheng County, Shaanxi Province (干旱区盐碱化土地整理工程实证研究-以陕西蒲城县卤泊滩土地整理项目为例)*, *Transactions of the Chinese Society of Agricultural Engineering*, vol.21, no.1, Madison/Wisconsin, pp.179-182;

[2] Leonov I.P., (1973), *Basic machine theory for tobacco stringing. Post-harvest care of tobacco and rustic tobacco (Основы теории машин для закрепления табака на шнуры. Послеуборочная обработка табака и махорки)*, *Collection of scientific articles (сборник научно-исследовательских работ)*, pp.37-45;

Conference or Symposium: Names and initials of authors, year (between brackets), full title of the paper (Regular), full name of the conference/symposium (Italic), volume number, publisher, place, page numbers

[1] Bungescu S., Stahl W., Biriș S., Vlăduț V., Imbrea F., Petroman C., (2009), *Cosmos program used for the strength calculus of the nozzles from the sprayers (Program Cosmos folosit pentru calculul de rezistență la zgomot al aparatelor de distribuție)*, *Proceedings of the 35 International Symposium on Agricultural Engineering "Actual Tasks on Agricultural Engineering"*, Opatija / Croatia, pp.177-184;

Dissertation / Thesis: Names and initials of authors, year (between brackets), full name of the thesis (Italic), specification (PhD Thesis, MSc Thesis), institution, place;

[1] Popa L., (2004), *Research on the influence of structural and functional parameters of the braking system on the braking performance of agricultural trailers (Cercetări privind influența caracteristicilor constructive și funcționale ale sistemelor de frânare asupra performanțelor de frânare ale remorcilor agricole)*, PhD dissertation, Transylvania University of Brașov, Brașov / Romania.

Patents: Names and initials of authors, year (between brackets), patent title (Italic), patent number, country:

[1] Grant P., (1989), *Device for Elementary Analyses*. Patent, No.123456, USA.

Legal regulations and laws, organizations: Abbreviated name, year (between brackets), full name of the referred text, document title/type (Italic), author, place:

[1] *** EC Directive, (2000), *Directive 2000/76/EC of the European Parliament and of the Council of 4 December 2000, on the incineration of waste, Annex V, Official Journal of the European Communities, L332/91, 28.12.2000, Brussels.*

Web references: The full URL should be given in text as a citation, if no other data are known. If the authors, year, and title of the documents are known and the reference is taken from a website, the URL address has to be mentioned after these data:

The title of the book, journal and conference must be written in Italic, the title of the article, chapter of the book, must be written Regular.

Citation in text

Please ensure that every reference cited in the text is also present in the reference list (and vice versa). Do not cite references in the abstract and conclusions. Unpublished results, personal communications as well as URL addresses are not recommended in the references list.

Making personal quotations (one, at most) should not be allowed, unless the paper proposed to be published is a sequel of the cited paper. Articles in preparation or articles submitted for publication, unpublished, personal communications etc. should not be included in the references list.

Citations style

Text: All citations in the text may be made directly (or parenthetically) and should refer to:

- **single author:** the author's name (without initials, unless there is ambiguity) and the year of publication: "as previously demonstrated (Brown, 2010)".

- **two authors:** both authors' names and the year of publication: (Adam and Brown, 2008; Smith and Hansel, 2006; Stern and Lars, 2009)

- **three or more authors:** first author's name followed by "et al." and the year of publication: "As has recently been shown (Werner et al., 2005; Kramer et al., 2000) have recently shown"

Citations of groups of references should be listed first alphabetically, then chronologically.

Units, Abbreviations, Acronyms

- Units should be metric, generally SI, and expressed in standard abbreviated form.
- Acronyms may be acceptable, but must be defined at first usage.



Edited by: INMA Bucharest

6 Ion Ionescu de la Brad Blvd., sect. 1, Bucharest, ROMANIA

Tel: +4021.269.32.60; Fax: +4021.269.32.73

<http://www.inmateh.eu>

E-mail: inmatehjournal@gmail.com