

PL ISSN 0033-2097, e-ISSN 2449-9544

11'2021



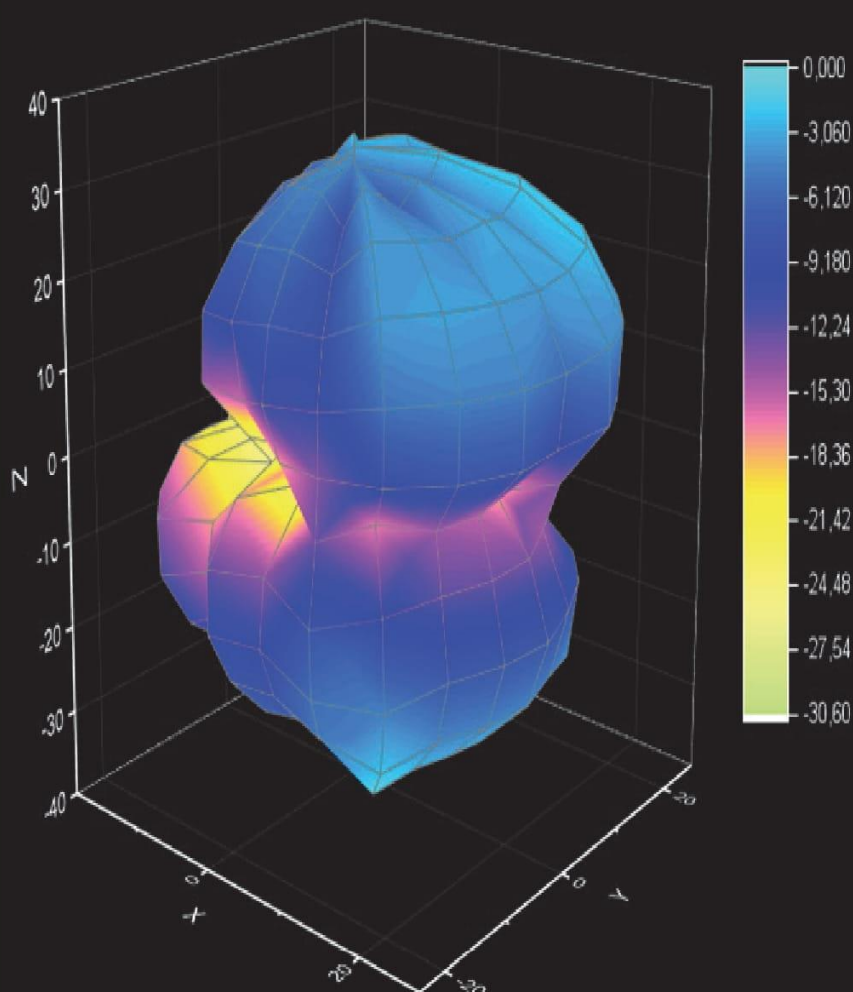
# PRZEGLĄD ELEKTROTECHNICZNY

ROK XCVII

WYDAWNICTWO  
**SIGMA-NOT**



cena 58 zł  
(w tym 8% VAT)



*In this issue*  
*7 papers about antennas*  
*pages: 26,30,35, 40, 190, 195, 199*



# PRZEGLĄD ELEKTROTECHNICZNY

ROK XCVII

**Redaktor Naczelny:** prof. Sławomir Tumański – e-mail: [tumanski@tumanski.pl](mailto:tumanski@tumanski.pl)  
**Redakcja:** e-mail: [red.pe@sigma-not.pl](mailto:red.pe@sigma-not.pl), Internet: [www.red.pe.org.pl](http://www.red.pe.org.pl)

## RADA PROGRAMOWA


Prof. Jerzy Barglik – PŚI  
 Prof. Roman Barlik – PW  
 Pavol Bauer - Delft University of Technology, Netherland  
 Prof. Jan T. Białasiewicz - Univ. of Colorado at Denver, USA  
 Prof. Janusz Bialek – Univ. of Edinburgh, Wlk. Brytania  
 Prof. Mihai Cemat, University Transilvania Brasov, Romania  
 Prof. Andrzej Cichocki – Riken, Brain Science Inst., Japonia  
 Prof. Leszek Czamecki – Louisiana St. Univ. USA  
 Prof. Viliam Fedak, Technical University Kosice, Slovak Republic  
 Prof. Zdobysław Flisowski – PW  
 Prof. Jacek Gieras - United Technologies Corporation USA  
 Prof. Yoshiyuki Ishihara – Doshisha University, Japonia  
 Prof. czł. PAN Tadeusz Kaczorek – PW  
 Prof. Yoshihiro Kawase, Gifu University, Japonia  
 Prof. czł. PAN Marian Kaźmierkowski – PW  
 (przewodniczący)  
 Prof. Krzysztof Kluszczyński – PŚI  
 Prof. czł. PAN Józef Korbicz – Uniw. Zielonogórski  
 Prof. Peter Korondi, Budapest University of Technology, Hungary  
 Prof. Andrzej Krawczyk – PCz  
 Prof. Jan Machowski – PW  
 Prof. czł. PAN Jacek Marecki – PG  
 Dr Maria Evelina Mognaschi, Pavia University, Italy

Prof. Teresa Orłowska-Kowalska – PWr  
 Prof. Ryszard Nawrowski - PPoz  
 Prof. Stanisław Osowski – PW  
 Prof. Marian Pasko - PŚI  
 Prof. Maciej Pawlik – PŁ  
 Prof. Zdenek Peroutka, University of West Bohemia in Pilsen,  
 Prof. Lidija Petkowska - Ss. Cyril & Methodius Univ., Macedonia  
 Prof. Andrzej Piłatowicz – Inst. Energetyki  
 Prof. Stanisław Piróg – Akademia Górniczo-Hutnicza  
 Prof. Paweł Ripka – Czech Technical University in Prague  
 Prof. Ryszard Sikora – PSzcz  
 Prof. Adam Skorek – Univ. du Québec a Trois-Rivieres, Kanada  
 Prof. Petro Stakhiv - Lviv Polytechnic National University  
 Prof. Ryszard Strzelecki – Instytut Elektrotechniki  
 Prof. Bojan Stumberger - University of Maribor, Slovenia,  
 Prof. Jan Sykulski – Univ. of Southampton, Wlk. Brytania  
 Prof. czł. PAN i PAU Ryszard Tadeusiewicz – AGH  
 Prof. Vladimir Terzija - The University of Manchester, Wlk. Brytania  
 Prof. Sławomir Wiak - PŁ  
 Prof. Bogdan M. 'Dan' Wilamowski - Auburn University, USA  
 Dr Yang Han – Univ. Electronic Science and Technology of China  
 Prof. czł. PAN Jacek M. Żurada, Univ. of Louisville, USA

**Uwaga: pojedyncze numery (wersję papierową PE) można zamawiać wysyłając mail na adres:**

[prenumerata@sigma-not.pl](mailto:prenumerata@sigma-not.pl)

Oferta ważna do wyczerpania zapasów magazynowych

WYDAWNICTWO CZASOPISM I KSIĄZEK TECHNICZNYCH    03-450 Warszawa ul. Ratuszowa 11 <a href="http://www.sigma-not.pl">www.sigma-not.pl</a>	Internet: <a href="http://www.red.pe.org.pl">http://www.red.pe.org.pl</a> oraz <a href="http://www.sigma-not.pl">http://www.sigma-not.pl</a> E-mail: <a href="mailto:red.pe@sigma-not.pl">red.pe@sigma-not.pl</a>
	Adres Redakcji: 03-450 Warszawa, ul. Ratuszowa 11 Telefon: 0 693 428 056
	<b>Prenumeratę można zamówić bezpośrednio w Zakładzie Poligrafii i Kolportażu Wydawnictwa SIGMA-NOT:</b> • telefonicznie: 22 840 30 86 lub 840 35 89 • e-mailem: <a href="mailto:prenumerata@sigma-not.pl">prenumerata@sigma-not.pl</a> lub na stronie: <a href="http://www.sigma-not.pl">www.sigma-not.pl</a>
	• listownie: Zakład Poligrafii i Kolportażu Wydawnictwa SIGMA-NOT, ul. Popieluszki 19/21, 01-595 Warszawa • dokonując wpłaty na konto Wydawnictwa SIGMA-NOT Sp. z o.o.: ul. Ratuszowa 11, 03-450 Warszawa nr konta 24 1020 1026 0000 1002 0250 0577
	<b>Możliwe jest też zamówienie prenumeraty za pośrednictwem naszego portalu <a href="http://www.sigma-not.pl">www.sigma-not.pl</a></b> Dział Reklamy i Marketingu 03-450 Warszawa, ul. Ratuszowa 11, tel/fax. 827-43-65, E-mail: <a href="mailto:reklama@sigma-not.pl">reklama@sigma-not.pl</a>
	<b>Artykuły w formacie PDF poczynając od 2004 roku dostępne na naszym portalu <a href="http://www.sigma-not.pl">www.sigma-not.pl</a></b> Skład: Redakcja <span style="float: right;">Druk: Drukarnia Wydawnictwa SIGMA-NOT</span> nakład do 500 egz <span style="float: right;">Wersja papierowa jest wersją pierwotną.</span> <span style="float: right;"><b>PL ISSN 0033-2097</b></span> <span style="float: right;"><b>e-ISSN 2449-9544</b></span>

Wszystkie artykuły naukowe publikowane w *Przeglądzie Elektrotechnicznym* są recenzowane. Streszczenia artykułów są publikowane w międzynarodowych bazach INSPEC, SCOPUS, EBSCO, Web of Science, Copernicus oraz krajowej BAZTECH.

**Autor za publikację artykułu w czasopiśmie naukowym „Przegląd Elektrotechniczny” otrzymuje 20 punktów.**

Contents

01	<b>M.S. ALI, Mahidur R SARKER, Ahmad ASRUL IBRAHIM, Ramizi MOHAMED</b> - A High Gain Variable Boost DC-DC Converter for Low-Voltage Hybrid Direct Methanol Fuel Cell Batteries	1
02	<b>Abdelkader Abdallah, Abdelkader Chaker, Tayeb Allaoui</b> - An adaptive RST fuzzy logic and an adaptive PI fuzzy logic controllers of a DFIG in Wind Energy Conversion	11
03	<b>Tadeusz PIETKIEWICZ, Patryk DUDEK</b> - Comparison of maritime objects recognition efficiency upon FLIR images using neural network and PCA classifiers	21
04	<b>Ahmed Jamal Abdullah Al-Gburi, Imran Bin Mohd Ibrahim, Zahriladha Zakaria, Nur Farzana Bt Mohd Nazli</b> - Wideband Microstrip Patch Antenna for Sub 6 GHz and 5G Applications	26
05	<b>Mowafak K. Mohsen, Ayad Hameed Mousa, Rawya Read Jowad</b> - New design of low profile Uniform Substrate integrated waveguide antenna with square patch loaded	30
06	<b>Pichaya CHAIPANYA, Nuchanart SANTALUNAI, Samran SANTALUNAI</b> - A design of a single element switched beam antenna on Mushroom-like EBG structures	35
07	<b>Syah ALAM, Indra SURJATI, Lydia SARI, Atria ANINDITO, Agam Yudi PUTRANTO, Teguh Firmansya</b> - Bandwidth Enhancement of Array Microstrip Antenna Using Spiral Stub For 5G Communication System	40
08	<b>MANSUR, Salama MANJANG, Ardiaty ARIEF, Yusri Syam AKIL</b> - Hybrid renewable energy generation planning for isolated microgrid in Indonesia with metaheuristic approach	45
09	<b>Agus SISWANTO, Ansar SUYUTI, Indar CHAERAH GUNADI, Sri MAWAR SAID</b> - Steady-State Stability Limit (SSSL) Assessment when Wind Turbine Penetration to South Sulawesi System Using ANN	51
10	<b>Sanchai EARDPRAB, Tajchai PUMPOUNG</b> - Designing LabVIEW Application for Impedance Measurement by using Differential Probe	57
11	<b>Thanat NONTHAPUTHA, Montree KUMNGERN</b> - CMOS Single Input Multiple Output Universal Biquad Filter Current-Mode Using Only OTAs	64
12	<b>Ameur Fethi AIMER, Ahmed Hamida BOUDINAR, Mohamed Amine KHODJA, Azeddine BENDIABDELLAH</b> - Frequency resolution improvements in induction motor fault diagnosis : Experimental validation	69
13	<b>Nazar Jabbar Alhyani, Oday Kamil Hamid, Sarah yahia Ali, Ayman Mohammed Ibrahim</b> - Efficient Terrestrial Digital Video Broadcasting Receivers Based OFDM Techniques	74
14	<b>Narongchai Thodsaporn, Vijit Kinnares, Papol Sardyoung</b> - Grid Connected Unsymmetrical Two-Phase Induction Generator System Using Time-Based Unbalanced Space Vector PWM and Adaptive Hysteresis Band Current Control	78
15	<b>Elena Sosnina, Andrey Shalukho, Leonid Veselov</b> - The SOFC in the Hybrid Power Supply System of a Livestock Enterprise	89
16	<b>NEKROUF Sadek, CHEKROUN Soufyane</b> - Optimal controller design for a birotor helicopter	93
17	<b>TABTI Khatir, MOSTEFAI Lotfi, CHEKROUN Soufyane, LARBAOUI Ahmed</b> - Electric vehicle yaw moment control based on the body sideslip estimation	97
18	<b>Weera RATTANANGAM, Chuthong SUMMATTA</b> - Relay Drive Circuits for a Safe Operation Order with a Digital Logic ICs Sequential Switching Function	102
19	<b>Murat ASANOV, Salima ASANOVA, Murodbek SAFARALIEV, Egor LYUKHANOV, Alexander TAVLINTSEV, Stanislav SHELYUG</b> - Elementwise power losses calculation in complex distribution power networks represented by hierarchical-multilevel topology structure	106
20	<b>Szczepan PASZKIEL, Ryszard ROJEK, Ningrong LEI, Maria Antonio CASTRO</b> - Review of solutions for the application of example of machine learning methods for Motor Imagery in correlation with Brain-Computer Interfaces	111
21	<b>Ernest BRZOZOWSKI, Oskar SADOWSKI, Paweł GÓRECKI, Krzysztof GÓRECKI, Ryszard KISIEL, Marek GUZIEWICZ</b> - Evaluation of Assembly Technology of IGBT Mounted onto TO-220 by Durability Tests	117
22	<b>Jacek Maciej STANKIEWICZ</b> - Selection of load impedance in order to maximize the receiver power in the periodic WPT system	122
23	<b>Robert Grolík, Michal Góra, Mateusz Góra, Mateusz Dylağ</b> - A study of the influence of external factors on the temperature control process of a 3D printer head in FDM technology	128
24	<b>Artur SZCZĘSNY, Adam GRACZYK</b> - LEM current transducer as an alternative for Ferranti current transformer in RCD protection	132
25	<b>Tomáš ŠKUMÁT, Záneta ELESCHOVÁ</b> - Negative Sequence Current as a Breaker Failure Protection for Medium Voltage Grid	136
26	<b>Oleksandr SHAVOLKIN, Iryna SHVEDCHYKOVA, Svitlana DEMISHONKOVA, Volodymyr PAVLENKO</b> - Increasing the efficiency of hybrid photoelectric system equipped with a storage battery to meet the needs of local object with generation of electricity into grid	144
27	<b>Michał PIEKARZ</b> - The analysis of the wind generation impact on the power system stability	150
28	<b>Tomasz KOTLIČKI</b> - Energy efficiency of power plant auxiliaries	154
29	<b>Sebastian ŁACHECIŃSKI</b> - Support of temporal data for the transaction time on the ORACLE platform	159
30	<b>Hatem Mohammed Naguib Fiyad, Ahmed Gamal Abdellatif, Adel Zaghloul Mahamoud, Mostafa Mohamed Ahmed, Mohamed E Nasr, Fathi Elsayed Abdelsamie</b> - An improved real visual tracking system using particle filter	164
31	<b>Ajay Vasanth. X, P. Sam Paul, D. S. Shylu, P. Mano Paul</b> - IoT based prognostics using MEMS sensor with single board computers for rotary machines	170
32	<b>Shatha Y. Ismail<sup>1</sup>, Zozan Saadallah Hussain, Hassaan TH. H. Thabet, Mohamad Mo.Z.M. Amin, Thabit H. Thabit</b> - Design and Simulation of an Adaptable Pulsating Irrigation System Using Programmable Logic Controller Unit	175
33	<b>Ihor Kupchuk, Vitalii Yaropud, Valerii Hraniak, Julia Poberezhets, Oleksii Tokarchuk, Volodymyr Hontar, Andrii Didyk</b> - Multicriteria compromise optimization of feed grain grinding process	179
34	<b>M.S. ALI, Mahidur R SARKER, Ahmad ASRUL IBRAHIM, Ramizi MOHAMED</b> - High Efficiency Flywheel Motor Generator Model with Frequency Converter Controlled	184
35	<b>Hussam Keriee, Mohamad Kamal A. Rahim, Osman Ayop, Nawres Abbas Nayyef, Ahmed Jamal Abdullah Al-Gburi, B.A.F Esmail, Syed Muzahir Abbas</b> - Wideband Planar Microstrip Antenna Based on Split Ring Resonator For 5G Mobile Applications	190
36	<b>Anis Jouini, Azer Hasnaoui, Fethi Mejri, Adnane Cherif, Salem Hasnaoui</b> - A Real time Software Tool for 2D/3D Antenna Radiation Pattern	195
37	<b>Salem GAHGOUH, Imen SAIDI, Ali GHARSALLAH</b> - Optimal study and analysis of the directivity of acoustic antennas multi-sensors	199
38	<b>Tomasz NACZYŃSKI, Roman KORAB</b> - Possibilities of forming the electricity balance of an individual customer equipped with a photovoltaic source	203
39	<b>Yuriy SAYENKO, Ryszard PAWELEK, Vadym LIUBARTSEV</b> - Wind power forecasting based on meteorological data using neural networks	207
40	<b>Dariusz ŚWISULSKI</b> - Higher schools teaching Polish electrical engineers before World War II	211

## Multicriteria compromise optimization of feed grain grinding process

**Abstract.** Optimization of the feed grinding process by a vibrating rotary crusher was carried out and shown in the article: a multifactor experiment was carried out, a statistical analysis of the results was carried out using the software "Statistica 10.0", mathematical models were obtained in the form of multiple regression of the second order and their adequacy was checked by the Fisher criterion. Rational operating parameters were obtained by Cramer's method using the "Mathcad 15.0" software.

**Streszczenie.** Przeprowadzono i przedstawiono w artykule optymalizację procesu rozdrabniania ziarna przez wibracyjną kruszarkę obrotową: przeprowadzono eksperyment wieloczynnikowy, przeprowadzono analizę statystyczną wyników za pomocą programu „Statistica 10.0”, modele matematyczne uzyskano w formie regresji wielokrotnej drugiego rzędu i ich adekwatność sprawdzono za pomocą kryterium Fishera. Racjonalne parametry pracy uzyskano metodą Cramera przy użyciu programu „Mathcad 15.0”. (**Wielokryterialna optymalizacja procesu mielenia ziarna paszowego**)

**Keywords:** statistical analysis, multifactor experiment, rotatable central-compositional planning, functional dependence.

**Słowa kluczowe:** optymalizacja, kruszenie ziarna, , optymalizacja wielokryterialna.

### Introduction

Feeds make up most of the cost of livestock products and determine its quality, and one of the most important and energy-intensive operations is grinding of grain, especially substandard (wheat, barley, peas, corn, etc.) [1, 2]. The need for grinding grain feed is conditioned by the physiological characteristics of animals [3, 4], as the rate of processing feed with gastric juice is directly proportional to its surface area [5, 6]. At the same time, in the technological process of feed preparation, the share of energy consumption for grinding can reach 65% [2, 7, 8]. Therefore, the effective functioning of farms in modern conditions requires development and implementation of technologies that meet international standards and reducing energy intensity of the process is an urgent task.

### Analysis of literary sources and problem statement

To reduce the energy intensity of this process the experimental model Vibrating-Rotor Crusher [7, 9, 10] has been developed, in which the combination of grinding methods (impact and cutting) makes it possible to process substandard raw materials with a high moisture content while reducing energy consumption for this technological operation [8].

On the base of the Department of Technological Processes and Equipment for Food and Processing Industries of Vinnytsia National Agrarian University laboratories the ranges of amplitude-frequency characteristics of Vibrating-Rotor Crusher on the angular velocity of the drive shaft were researched [11].

However, in order to achieve high energy efficiency, it is necessary to substantiate the rational modes of operation for the suggested equipment for established ranges.

### Purpose and tasks of research

The purpose of the article is to substantiate energy-efficient and resource-saving modes of operation of the vibratory disk crusher based on the analysis of quality and energy performance of the process of grinding feed grain. To achieve this goal, it is necessary to performed the multifactors experiments to change the dispersed properties of the processed material (corn) under the action of impact-cutting action of the disk-type beaters.

### Materials and methods

Experimental part of the work was performed on the base of the Department of Technological Processes and Equipment for Food and Processing Industries of Vinnytsia National Agrarian University laboratories on the stand (Fig. 1) and experimental model of the vibratory crusher [9, 11]. The first part of the experimental research was based on the analysis of the amplitude-frequency characteristics [11, 12] of the actuator and the consumed energy [8, 13, 14] for driving the machine. The second part was devoted to the determining the technological parameters of the studied process, in particular the assessment of the equipment performance [7] and dispersion of the obtained material [15].

Comprehensive statistical analysis [16, 17] of those parameters allows finding rational modes of the machine operation, which provide maximum efficiency of the process of grinding grain while ensuring the desired dispersion of the finished product.




Fig. 1. Experimental stand: 1 – experimental sample of the vibratory disk crusher; 2 – personal computer; 3 – switch; 4 – EMF-1 electronic wattmeter; 5 – secondary electromechanical wattmeter; 6 – Aoch-20-220-75 laboratory transformer; 7 – accelerometer.

To record the amplitude-frequency characteristics of the vibratory disk crusher, a sensor based on the ST Microelectronics LIS3DH accelerometer was developed (Fig. 2) [11, 18].

In order to register the frequency of the drive shaft a wireless tachometer UNI-T UT372 (Fig. 3a) was used, the principles and procedures of operation of which are described in the technological documents [7, 11].




Fig. 2. Accelerometer (general view of the device): 1 – microport for the accelerometer sensor connection; 2 – power supply battery; 3 – memory card; 4 – power button; 5 – adaptive microport for data reading; 6 – accelerometer housing

To control and change the rotation speed of the electric motor shaft autotransformer AOCB-20-220-75 (Fig. 3b) was used designed to work with alternating current [7, 8, 11].

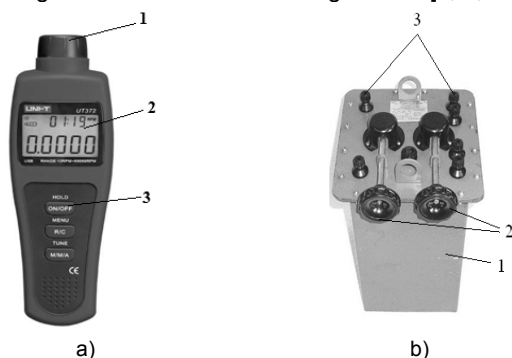


Fig. 3. Devices for velocity control of the drive shaft:  
a) UNI-T UT372 frequency meter: 1 – laser reader; 2 – digital indicator; 3 – control panel;  
b) AOCB-20-220-75 laboratory autotransformer: 1 – outer casing; 2 – voltage regulators; 3 – input and output terminals.

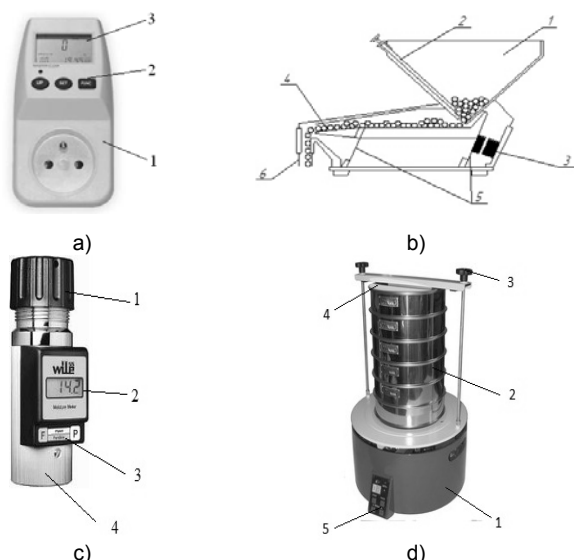


Fig. 4. Devices for research the technological parameters:  
a) EMF-1 electronic wattmeter: 1 – wattmeter housing; 2 – control panel; 3 – indicator display.  
a) PG-2 vibrating feeder: 1 – loading hopper; 2 – sliding shutter; 3 – electromagnetic vibration excitor; 4 – conveying tray; 5 – springs; 6 – unloading neck.  
c) Wile-55 moisture meter: 1 – case cover; 2 – digital indicator; 3 – control panel; 4 – test sample container.  
d) A-20 sieve analyzer: 1 – vibrating platform; 2 – sieve block; 3 – fixing screws; 4 – dustproof surface; 5 – control panel.

To determine power characteristics the EMF-1 electronic wattmeter was used (Fig. 4a) [8]. The device measured the following parameters: utility supply voltage, frequency and power of alternating current, the consumed power, coefficient of performance (100% for active load), equipment operating time and total power consumption for the whole period of the machine operation (kW/h).

The crusher separation surface perforation diameter was changed by installing appropriate sieves with round holes of the following sizes:  $d=1$  mm; 1.25 mm; 1.4 mm; 1.6 mm; 1.8 mm; 2 mm [9].

To change the mode of the feed-in of the material PG-2 mobile vibrating dispenser was used (Fig. 4b) [19], in which the loaded into the hopper 1 material through the unloading hole, partially closed by the sliding shutter 2, falls on the tray 4 and under the forced oscillation action of the latter, caused by electromagnetic vibrator 3, moves along it and is unloaded through the neck 6.

To determine the moisture content of the material a Wile-55 moisture meter (Fig. 4c) was used, intended to measure the relative humidity of various types of grains and seeds, characteristics of which are stored in the device memory [8].

Productivity evaluation was done by weighing the crushed material that passed through the crusher over a time interval [7].

Dispersity of the material was determined by the method of mechanical separation of particles – sieve analysis. The experimental material was passed through the A-20 laboratory sieve analyzer (Fig. 4d) [15]. Sieves with a hole size of 1; 0.8; 0.6; 0.4; 0.2 mm were used.

For the quality assessment of the crushed material, the rate of extraction or the proportion of its passage through the control sieve was assumed [20]. By extraction we mean the number of particles in the product after grinding, expressed as a percentage over weight of the sample taken for the analysis. The technology of feeding farm animals suppose the dispersion of the compound feed particles in the range of 0.5-3.5 mm, depending on the animal kind, age and method of keeping [1]. Given the ability of a vibratory disc crusher to obtain particles of different sizes, as a control indicator of the quality of grinding we took the following conditions: the finished product particle size should not exceed 1 mm [2, 3]; the proportion of the material with particle size not more than 1 mm should be not less than 85% of the total weight of the crushed product [4].

Statistical analysis of the experimental data array, aimed at receiving functional dependence in the form of multiple regression of the second order was obtained using rotatable central-compositional planning (RCCP) of a multifactorial experiment [21]. The RCCP method makes it possible to obtain a more accurate mathematical description of the data distribution by increasing the number of experiments at the central points of the plan matrix and a special choice of the “star value” [18]. Processing of the experimental data was carried out in the statistical environment “Statistica 10.0.” and “Mathcad 15.0” [21].

Qualitative and energy parameters of optimization of the studied process are determined as: productivity  $P$ ,  $\text{kg}\cdot\text{h}^{-1}$ ; specific passage through the control sieve (holes diameter  $d_c=1.0$  mm)  $K$ , %; consumed energy  $N$ ,  $W$ . Based on our own experience [2, 7, 8, 11, 12] and having analyzed other scientists research results [1, 5, 6, 10, 19], vibration acceleration  $a$ ,  $\text{m}\cdot\text{s}^{-2}$ ; the separation surface holes diameter  $d$ , mm; amount of the material feed-in  $Q$ ,  $\text{kg}\cdot\text{h}^{-1}$ ; moisture content of the material  $M$ , % are determined as the factors that have the greatest impact on the defined optimization parameters:

- (1)  $P=f(a, Q, M, d);$   
 (2)  $K=f(a, Q, M, d);$   
 (3)  $N=f(a, Q, M, d).$

The number of factors (RCCP) is:

(4)  $k=k_c+2n+ k_0,$

where  $k_c$  is the number of factors in the core of the plan;  $n$  – number of factors;  $2n$  – the number of studies in “star points”;  $k_0$  – the number of factors in the center of the plan with coordinates (0.0... 0). The rotatability of the compositional plan is acquired provided that the size of the

star arm  $\alpha$  is selected from the interval  $\alpha = 2^{\frac{n}{4}}$  at  $n \leq 5$ , i.e. for a four-factor experiment  $\alpha = 2$ .

All factors included in functions (1-3) are the parameters that have different dimensions and orders. Therefore, in order to obtain the response surface of these functions, a factor coding operation was performed, which is a linear transformation of the factor space. The following values of factor levels are set in a conditional scale: minimum “-1”, average “0”, maximum “+1” and star values “ $-\alpha$ ”, “ $+\alpha$ ”. The true values of the factors of the RCCP matrix are established on the basis of the results of experimental studies described above and are shown in table 1.

Table 1 – Levels of factors and intervals of variation

Factors	Levels of factors				
	$-\alpha$	-1	0	+1	$+\alpha$
$x_1$ – vibration acceleration, $m \cdot s^{-2}$	30	35	40	45	50
$x_2$ – feed-in, $kg \cdot h^{-1}$	200	300	400	500	600
$x_3$ – material moisture content, %	14	17	20	23	26
$x_4$ – sieve hole diameter, mm	1.2	1.4	1.6	1.8	2

To carry out the RCPC of a four-factor experiment, a matrix of experiments planning was compiled, which is presented in table 2. It is planned to obtain the 2nd order multiple regression equation [20]:

(5)  $y = b_0 + \sum_{i=1}^n b_i x_i + \sum_{i=1}^n b_{ij} x_i^2 + \sum_{i=1}^n b_{ij} x_i x_{ij},$

where  $y$  is one of the qualitative functions,  $P, K, N;$   
 $b_0, b_i, b_{ij}$  – regression coefficients obtained by the method of least squares.

Table 2 – Four-factor matrix to performed the multifactors experiment (encoded)

No	$x_1$	$x_2$	$x_3$	$x_4$	$F(x_1, x_2, x_3, x_4)$
1	+	+	+	+	+
2	-	+	+	+	-
3	+	-	+	+	-
4	-	-	+	+	+
5	+	+	-	+	-
6	-	+	-	+	+
7	+	-	-	+	+
8	-	-	-	+	-
9	+	+	+	-	-
10	-	+	+	-	+
11	+	-	+	-	+
12	-	-	+	-	-
13	+	+	-	-	+
14	-	+	-	-	-
15	+	-	-	-	-
16	-	-	-	-	+
17	$+\alpha$	0	0	0	0
18	$-\alpha$	0	0	0	0
19	0	$+\alpha$	0	0	0
20	0	$-\alpha$	0	0	0
21	0	0	$+\alpha$	0	0

22	0	0	$-\alpha$	0	0
23	0	0	0	$+\alpha$	0
24	0	0	0	$-\alpha$	0
25	0	0	0	0	0
26	0	0	0	0	0

### Research results

The results of experimental studies are shown in table 3.

Analysis of the statistical characteristics (table 4) of the obtained data showed that the coefficients of their asymmetry go to zero, i.e. the distribution of experimental data is symmetric and is approximated by the normal law.

The adequacy of the obtained mathematical models was evaluated according to Fisher's criterion, which showed that the calculated values are much lower than the critical ones, thus, the obtained regression models adequately describe the response surfaces and can be used for the investigated process optimization [16, 18].

Table 3 - The results of a multifactorial experiment

№	Variable factors				Parameters		
	a, $m \cdot s^{-2}$	Q, $kg \cdot h^{-1}$	M, %	d, mm	P, $kg \cdot h^{-1}$	K, %	N, W
1	45	500	20	1.8	387	80.9	1335
2	35	500	20	1.8	321	70.7	928
3	45	300	20	1.8	297	81.3	997
4	35	300	20	1.8	271	67	804
5	45	500	16	1.8	455	81.2	1276
6	35	500	16	1.8	311	71.2	917
7	45	300	16	1.8	299	81.8	935
8	35	300	16	1.8	283	67.5	793
9	45	500	20	1.4	343	93	1570
10	35	500	20	1.4	230	85.1	945
11	45	300	20	1.4	279	94	1186
12	35	300	20	1.4	236	85	854
13	45	500	16	1.4	376	91	1520
14	35	500	16	1.4	269	86	934
15	45	300	16	1.4	299	91.3	1102
16	35	300	16	1.4	281	86.3	867
17	50	400	18	1.6	399	93	1101
18	30	400	18	1.6	260	72	815
19	40	600	18	1.6	392	93.2	1595
20	40	200	18	1.6	330	93.6	877
21	40	400	22	1.6	300	91	1320
22	40	400	14	1.6	400	95.6	1070
23	40	400	18	2	398	66.7	910
24	40	400	18	1.2	282	94.2	1595
25	40	400	18	1.6	344	93.5	1200
26	40	400	18	1.6	340	93.6	1205

Table 4 – Statistical characteristics

Indicator	Parameter values		
	P, $kg \cdot h^{-1}$	K, %	N, W
number of factors	26	26	26
minimum value	230	66.7	793
maximum value	455	95.6	1595
average value	322.4	84.6	1102
upper limit of the confidence interval	345.6	88.6	1206
lower limit of the confidence interval	299.1	80.7	997
geometric mean	317.6	84	1075
harmonic mean	312.9	83.4	1050
median	305.5	86.2	1034
mode	299	85.3	1595
mode frequency	2	2	2
lower quartile	281	80.9	910
upper quartile	376	93.2	1276
range	225	28.9	802
interquartile range	95	12.3	366
asymmetry	0.493	-0.724	0.739
kurtosis coefficient	-0.462	-0.883	-0.629

After processing the experimental data in the statistical environment "Statistica 10.0.", the coefficients of complex multiple regression equations of the 2nd order were obtained (6-8):

- for productivity:

$$(6) \quad P = 380 - 11.5a - 0.4Q + 7M - 24.8d + 0.24a^2 - 0.5M^2 - 11.3d^2 + 0.02aQ - 0.06aM - 5.3ad - 0.05QM + 0.16Qd + 16.7Md;$$

- for the specific passage:

$$(7) \quad K = 81.83 - 1.3a + 0.07Q + 1.48M + 12.62d + 0.03a^2 - 0.05M^2 - 3.2d^2 + 0.04aQ - 0.25ad - 1.7Md;$$

- for the consumed energy:

$$(8) \quad N = 1042.7 - 19.7a - 1.5Q - 11.2M - 78d + 0.42a^2 - 1.05M^2 - 178d^2 + 0.096aQ + 0.74aM - 18.2ad - 0.2QM - 0.8Qd + 13.62Md.$$

The response surfaces for this parameters are shown in fig. 5, fig. 6, fig. 7.

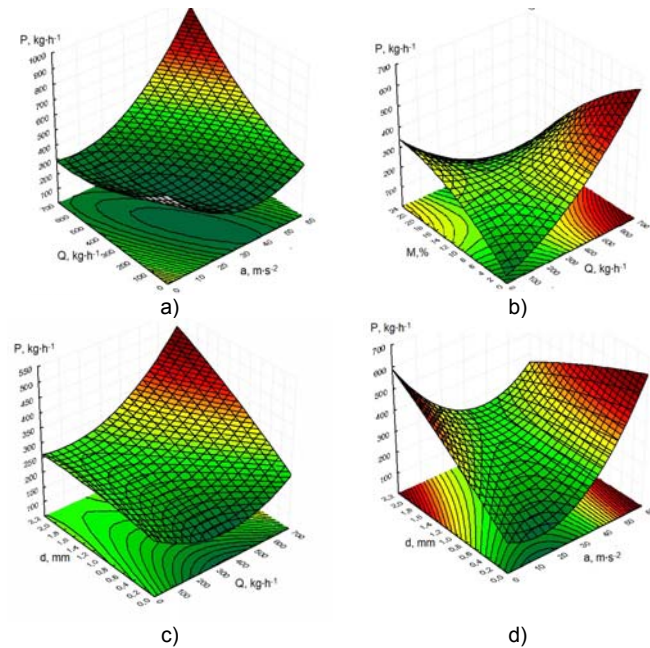


Fig. 5. Productivity in pair interaction of the main factors: a) vibration acceleration and material feed-in; b) material moisture content and feed-in; c) material feed-in and the separation surface holes diameter; d) vibration acceleration and the separation surface holes diameter.

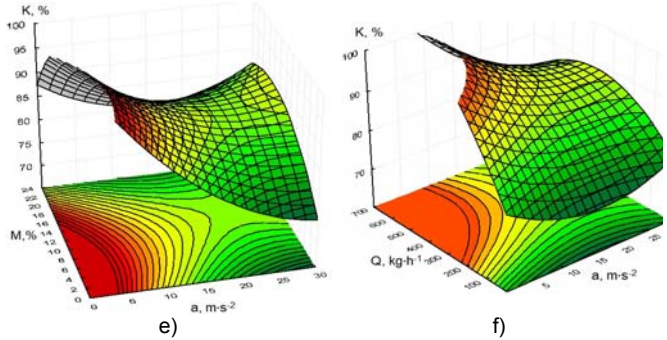
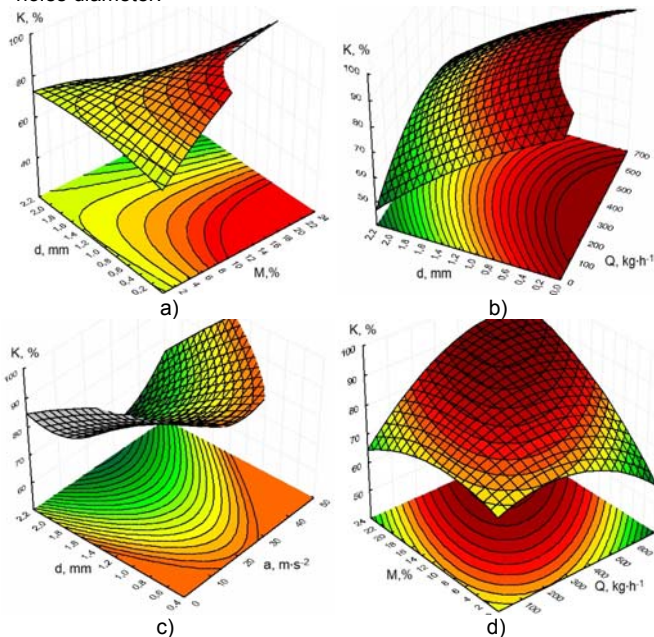


Fig. 6. Passage through the control sieve in pair interaction of the main factors: a) moisture content of the material and the separation surface holes diameter; b) material feed-in and the separation surface holes diameter; c) vibration acceleration and the separation surface holes diameter; d) moisture content and material feed-in; e) material moisture content and vibration acceleration; f) vibration acceleration and material feed-in.

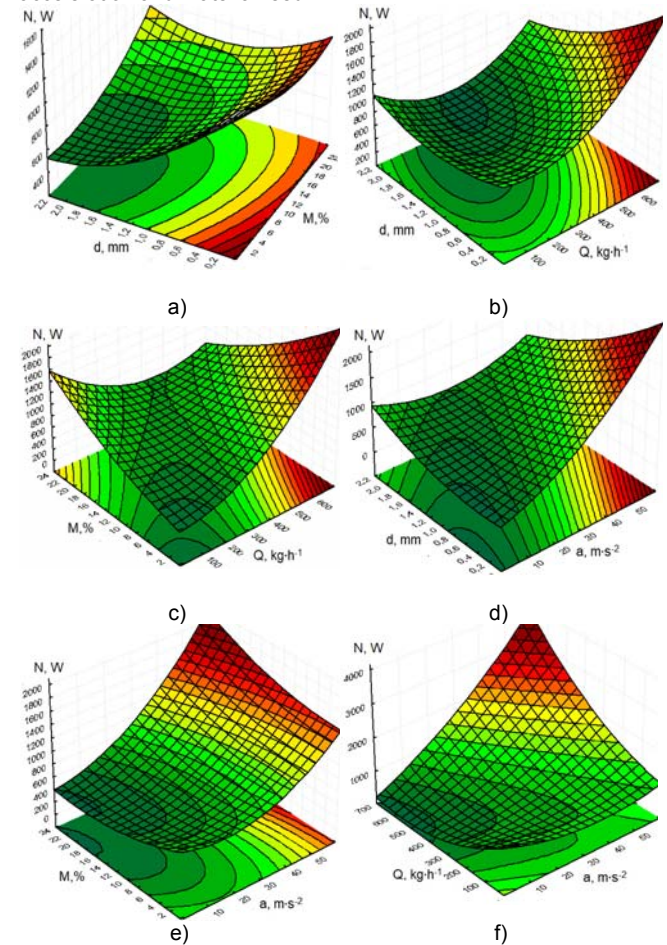


Fig. 7. Consumed energy in pair interaction of the main factors: a) moisture content of the material and the separation surface holes diameter; b) material feed-in and the separation surface holes diameter; c) material moisture content and feed-in; d) vibration acceleration and the separation surface holes diameter; e) material moisture content and vibration acceleration; f) – material feed-in and vibration acceleration.

The rational values of parameters for grinding process with a vibratory disk crusher were determined by Cramer's method using the "Mathcad 15.0" [21] software (table 5).

Table 5 – Rational values of parameters

Parameters	Values
Vibration acceleration, m·s <sup>-2</sup>	32-38
Material feed-in, kg·h <sup>-1</sup>	342-480
Material moisture content, %	16-18
Separation surface holes diameter, mm	1,6-1,8

It was also determined that at these parameters the grinding feed grain process by the vibratory disk crusher reached compromise values between the criteria of productivity, energy consumption and grinding quality.

## Conclusions

According to the results of a multifactor experiment, mathematical models in the form of second-order multiple regression, which adequately describe the studied process, were obtained. The analysis of the obtained models allowed to receive rational mode parameters of the studied process: operating mode of vibration acceleration –  $a=32\dots 38 \text{ m}\cdot\text{s}^{-2}$ ; geometric parameters of the separation surface –  $d=1.6\dots 1.8 \text{ mm}$ ; material feed-in –  $Q=342\dots 480 \text{ kg}\cdot\text{h}^{-1}$ ; moisture content of the material –  $W=16\dots 18 \%$ . In compliance with the specified limits of design and mode parameters, quality and energy characteristics of the process acquire the following values: productivity is  $320\dots 450 \text{ kg}\cdot\text{h}^{-1}$ , specific passage through the control sieve –  $85\dots 95 \%$  at the energy consumption  $1.2\dots 1.5 \text{ kW}$  for the crusher drive.

## Funding

This research was supported and funded by the Ministry of Education and Science of Ukraine under grant № 0121U108589.

**Authors:** KUPCHUK Ihor – PhD in Engineering, Associate Professor, Deputy Dean for Scientific Research, Faculty of Engineering and Technology, Vinnytsia National Agrarian University (21008, 3 Sonyachna str., Vinnytsia, Ukraine, e-mail: [kupchuk.igor@i.ua](mailto:kupchuk.igor@i.ua)); YAROPUD Vitalii – PhD in Engineering, Associate Professor, Dean of the Faculty of Engineering and Technology, Vinnytsia National Agrarian University (21008, 3 Sonyachna str., Vinnytsia, Ukraine, e-mail: [yaropud77@gmail.com](mailto:yaropud77@gmail.com)); HRANIAK Valerii – PhD in Engineering, Associate Professor, Faculty of Engineering and Technology, Vinnytsia National Agrarian University (21008, 3 Sonyachna str., Vinnytsia, Ukraine, e-mail: [titanxp2000@ukr.net](mailto:titanxp2000@ukr.net)); POBEREZHETS Julia – PhD in Agricultural Science, Associate Professor, Faculty of Production Technology and Processing of Livestock Products and Veterinary, Vinnytsia National Agrarian University (21008, 3 Sonyachna str., Vinnytsia, Ukraine, e-mail: [julia.p08@ukr.net](mailto:julia.p08@ukr.net)); TOKARCHUK Oleksiy – PhD in Engineering, Associate Professor, Deputy Dean for pedagogical work, Faculty of Engineering and Technology, Vinnytsia National Agrarian University (21008, 3 Sonyachna str., Vinnytsia, Ukraine, e-mail: [tokarchuk08@ukr.net](mailto:tokarchuk08@ukr.net)); HONTAR Volodymyr – PhD student, 133 – Industrial Machinery Engineering, Faculty of Engineering and Technology, Vinnytsia National Agrarian University (21008, 3 Sonyachna str., Vinnytsia, Ukraine, e-mail: [bulbashka31@gmail.com](mailto:bulbashka31@gmail.com)); DIDYK Andrii – M.Sc. student, 208 – Agricultural engineering, Faculty of Engineering and Technology, Vinnytsia National Agrarian University (21008, 3 Sonyachna str., Vinnytsia, Ukraine, e-mail: [anddidyk99@gmail.com](mailto:anddidyk99@gmail.com)).

## REFERENCES

- Mushtruk M., Gudzenko M., Palamarchuk I., Vasylyv V., Slobodyanyuk N., Kuts A., Nychyk O., Salavor O., Bober A., Mathematical modeling of the oil extrusion process with pre-grinding of raw materials in a twin-screw extruder, *Potravinarstvo Slovak Journal of Food Sciences*, 14 (2020), 937–944. <https://doi.org/10.5219/1436>
- Solona O., Kupchuk I., Dynamic synchronization of vibration exciters of the three-mass vibration mill, *Przegląd Elektrotechniczny*, 1 (2020), nr. 3, 163–167. <https://doi.org/10.15199/48.2020.03.35>
- Yanovych V., Honcharuk T., Honcharuk I., Kovalova K., Engineering management of vibrating machines for targeted mechanical activation of premix components, *Inmateh–Agricultural Engineering*, 54 (2018), nr. 1, 25–32.
- Yanovych V., Honcharuk T., Honcharuk I., Kovalova K., Design of the system to control a vibratory machine for mixing loose materials, *Eastern-European Journal of Enterprise Technologies*, 6 (2017), 4–13. <https://doi.org/10.15587/1729-4061.2017.117635>
- Yanovych V., Tsurkan O., Polevoda Yu., Development of the vibrocentric machine for the production of a basic mixture of homeopathic preparations, *UPB Scientific Bulletin, Series D: Mechanical Engineering*, 81 (2019), nr. 2, 13–26.
- Bulgakov V., Pascuzzi S., Ivanovs S., Kaletnik G., Yanovych V., Angular oscillation model top predict the performance of a vibratory ball mill for the fine grinding of grain, *Biosystems engineering*, 171 (2018), 155–164. <https://doi.org/10.1016/j.biosystemseng.2018.04.021>
- Yanovych V., Kupchuk I., Determination of rational operating parameters for a vibrating disk-type grinder used in ethanol industry, *Inmateh – Agricultural Eng.*, 52 (2017), nr. 2, 143–148
- Kupchuk I.M., Solona O.V., Derevenko I.A., Tverdokhib I.V., Verification of the mathematical model of the energy consumption drive for vibrating disc crusher, *Inmateh – Agricultural Engineering*, 55 (2018), nr. 2, 111–118
- Palamarchuk I.P., Yanovych V.P., Kupchuk I.M., Solomko I.V. Development of constructive-technological scheme of the vibrating rotor crusher, *Vibrations in engineering and technologies*, 69 (2013), nr. 1, 125–129
- Yanovych V., Polievoda Yu., Duda D., Development of a vibrocentric machine for raw glycerin purification, *UPB Scientific Bulletin, Series D: Mechanical Engineering*, 81 (2019), 4, 17–28.
- Honcharuk I., Kupchuk I., Solona O., Tokarchuk O., Telekalo N., Experimental research of oscillation parameters of vibrating-rotor crusher, *Przegląd Elektrotechniczny*, 97 (2021), 3, 97–100. <https://doi.org/10.15199/48.2021.03.19>
- Kukharchuk V., Katsyv S., Hraniak V. et al. Analysis of dependency between current harmonics coefficient and load, as well as filter parameters for asymmetrical network modes, *Przegląd Elektrotechniczny*, 96 (2020), nr.9, 103–107 [doi:10.15199/48.2020.09.22](https://doi.org/10.15199/48.2020.09.22)
- Vedmitskiy Y. G., Kukharchuk V. V., Hraniak, V. F., Vishtak, et al. Newton binomial in the generalized Cauchy problem as exemplified by electrical systems. *Proc. SPIE 10808, Photonics Applications in Astronomy, Communications, Industry, and High-Energy Physics Experiments*, 2018, 7 p. <https://doi.org/10.1117/12.2501600>
- Ruchynskiy M., Nazarenko M., Pereginets I., Kobylanskiy O., Kisała P., Abenov A., Amirgaliyeva Zh. Simulation and development of energy-efficient vibration machines operating in resonant modes, *Przegląd Elektrotechniczny*, 95 (2019), nr. 4, 60–64
- Tishchenko L., Kharchenko S., Kharchenko F., Bredykhin V., Tsurkan O., Identification of a mixture of grain particle velocity through the holes of the vibrating sieves grain separators. *Eastern-European Journal of Enterprise Technologies*, 80 (2016), 2(7), 63–69. <https://doi.org/10.15587/1729-4061.2016.65920>
- Hrushetskiy S., Yaropud V., Kupchuk I., Semenysheva R., The heap parts movement on the shareboard surface of the potato harvesting machine, *Bulletin of the Transilvania University of Braşov. Series II: Forestry, Wood Industry, Agricultural Food Engineering*, 14 (2021), nr. 1, 127–140. <https://doi.org/10.31926/but.fwi.2021.14.63.1.12>
- Palamarchuk I., Mushtruk M., Sukhenko, V., Dudchenko V., Korets L., Litvinenko A., Deviatko O., Ulianko S., Slobodyanyuk N. Modelling of the process of vibromechanical activation of plant raw material hydrolysis for pectin extraction. *Potravinarstvo Slovak Journal of Food Sciences*, 14 (2020), 239–246. <https://doi.org/10.5219/1305>
- Solona O., Derevenko I., Kupchuk I., Determination of Plasticity for pre-deformed billet, *Solid State Phenomena*, 291 (2019), 110–120. <https://doi.org/10.4028/www.scientific.net/ssp.291.110>
- Lanets O., Derevenko I., Borovets V., Kovtonyuk M., Komada P., Mussabekov K., Yeraliyeva B. Substantiation of consolidated inertial parameters of vibrating bunker feeder, *Przegląd Elektrotechniczny*, 95 (2019), nr. 4, 47–52.
- Adamchuk V., Bulgakov V., Ivanovs S., Holovach I., Ihnatiev Ye., Theoretical study of pneumatic separation of grain mixtures in vortex flow, *Engineering for Rural Development*, Jelgava, May 2021, 657–664. <https://doi.org/10.22616/ERDev.2021.20.TF139>
- Solona O., Kovbasa V., Kupchuk I. Analytical study of soil strain rate with a ploughshare for uncovering silt. *Agraarteadus*. 2020. Vol. 31, №2. P. 212–218. <https://doi.org/10.15159/jas.20.22>