

Vol. 71, No. 3 / 2023

e: ISSN 2068 - 2239

p: ISSN 2068 - 4215

**INMATEH-**

**AGRICULTURAL  
ENGINEERING**

**SEPTEMBER - DECEMBER**

# Editorial Board

---

## Managing Staff of Editorial Board

- CIOCA Lucian-Ionel, "Lucian Blaga" University of Sibiu, Editor in Chief
- POPA Lucreția, INMA Bucharest, Executive Editor
- VLĂDUȚ Nicolae-Valentin, INMA Bucharest, Assistant Editor
- MATACHE Mihai-Gabriel, INMA Bucharest, Assistant Editor
- MURARU Virgil, INMA Bucharest, Logistics Support
- RADU Daniela-Cristina, INMA Bucharest, Official Translator
- CÂRDEI Petru, INMA Bucharest, Scientific Secretary

## Editorial Board

### AUSTRIA

- QUENDLER Elisabeth - University of natural Resources and Applied Life Sciences, Vienna (BOKU), Department of Sustainable Agricultural Systems

### BELGIUM

- Ir. HUYGHEBAERT Bruno Walloon Agricultural Research Center CRA-W.
- Van IMPE F.M. Jan - KU Leuven University

### BRAZIL

- FABBRO Dal Inacio Maria - Campinas State University, Faculty of Agricultural Engineering

### BULGARIA

- ATANASOV Atanas - "Angel Kanchev" University of Rousse

### CHILE

- MOLINOS- SENANTE María - Pontificia Universidad Católica - Vicedecana, Escuela de Ingeniería UC

### CROATIA

- BILANDZIJA Nikola - Croatia, Zagreb University, Faculty of Agriculture
- KOSUTIC Silvio - Croatia, Zagreb University, Faculty of Agriculture
- KOVACEV Igor - Croatia, Zagreb University, Faculty of Agriculture

### CUBA

- GONZALEZ Omar - Republic of Cuba, Central University "Marta Abreu" de las Villas

### CYPRUS

- KATHIJOTES Nicholas - University of Nicosia, Faculty of Engineering

### CZECH REPUBLIC

- HERAK David - Czech University of Agriculture Prague, Technical Faculty, Department of Mechanics and Engineering

### FINLANDA

- BORCHARD Nils - Natural Resources Institute Finland (Luke)

### GERMANY

- SAUER Johannes - Technical University Munich

### HUNGARY

- FENYVESI Laszlo - Hungarian Institute of Agricultural Engineering Godolo

### INDIA

- PEEYUSH Soni - Indian Institute of Technology, Kharagpur, India

## IRAN

- MOHAMMADREZA Alizadeh Department of Agricultural Engineering, Rice Research Institute of Iran (RRII)

## ITALY

- De WRACHIEN Daniele - State University of Milan, Faculty of Agriculture
- BIOCCA Marcello - Agricultural Research Council, Agricultural Engineering Research Unit
- COLANTONI Andrea - University Viterbo, Italy

## LATVIA

- VARTUKAPTEINIS Kaspars - Latvia University of Agriculture, Faculty of Engineering, Institute of Agricultural Machinery

## LITHUANIA

- SARAUSKIS Egidijus - Vytautas Magnus University
- KRIAUCIUNIENE Zita - Vytautas Magnus University

## NEW ZEALAND

- DUKE Mike - University of Waikato, Faculty of Science and Engineering

## NIGERIA

- EWEMOJE Temitayo Abayomy - University of Ibadan, Faculty of Technology, Department of Agricultural and Environmental Engineering

## POLAND

- SKIERUCHA Wojciech - Institute of Agro-physics Polish Academy of Sciences, Lublin
- EKIELSKI Adam - Warsaw University of Life Sciences, Faculty of Production Engineering
- KOT Sebastian - Czestochowa University of Technology

## SERBIA

- SAVIN Lazar - University of Novi Sad, Faculty of Agriculture, Department of Agricultural Engineering
- SIMIKIC Mirko - University of Novi Sad, Faculty of Agriculture, Department of Agricultural Engineering
- MARTINOV Milan - University of Novi Sad

## SLOVAKIA

- TURAN Jan - Technical University Kosice, Dept Elect & Multimedia Commun, Kosice

## SOUTH AFRICA

- MADYIRA M. Daniel - University of Johannesburg, Mechanical Engineering Science Department

## SPAIN

- COZ Alberto - University of Cantabria, School of Nautical Studies

## TURKEY

- ERTEKIN Can - Turkey, Akdeniz University, Faculty of Agricultural Engineering, Antalia
- KABAŞ Önder - Antalia, Agricultural Scientific Research Institute of Batı Akdeniz
- SELVİ Kemal Çağatay - Samsun, University of Ondokuz Mayıs, Faculty of Agriculture, Department of Machines for Agriculture
- ÖTLEŞ Semih - Ege University, Engineering Faculty, Food Engineering Department

## UKRAINE

- BULGAKOV Volodymyr - National University of Life and Environmental Sciences of Ukraine, Department of Mechanics
- MARUSCHAK Pavlo - Ternopil Ivan Pul'uj National Technical University, Department of Technical Mechanics and Agricultural Engineering

## ROMANIA

University POLITEHNICA of Bucharest

- PARASCHIV Gigel - Bucharest, Faculty of Biotechnical Systems Engineering
- VOICU Gheorghe - Bucharest, Faculty of Biotechnical Systems Engineering
- BIRIŞ Sorin-Ştefan - Romania, P.U. Bucharest, Faculty of Biotechnical Systems Engineering
- MAICAN Edmond - Romania, P.U. Bucharest, Faculty of Biotechnical Systems Engineering

Technical University of Cluj-Napoca

- FILIP Nicolae - Romania, Technical University din Cluj-Napoca, Faculty of Mechanical Engineering, Department of Vehicles and Agricultural Machines

"Babes-Bolyai" University of Cluj-Napoca

- COZAR Onuc - Romania, Babes-Bolyai University of Cluj-Napoca, Faculty of Physics

University of Agronomic Science and Veterinary - Iaşi

- ŢENU Ioan - Romania, USAMV Iasi, Faculty of Horticulture

"POLITEHNICA" University of Timişoara

- HERIŞANU Nicolae - Romania, Faculty of Mechanical Engineering

BANAT University of Agronomic Sciences and Veterinary - USAMVB-Timişoara

- GERGEN Iosif - Romania, USAMVB Timisoara, Faculty of Agro-Food Products Technology
- BORDEAN Despina-Maria - USAMVB Timisoara, Faculty of Agro-Food Products Technology
- BUNGESCU Sorin - Romania, USAMVB Timisoara, Faculty of Agriculture, Department of Agricultural Technologies

National Institute for Research-Development of Machines and Installations designed for Agriculture and Food Industry - INMA Bucharest

- VOICEA Iulian - Romania, INMA Bucharest

National Institute for Research-Development for Environmental Protection - INCDPM Bucharest

- DEAK Gyorgy - Romania, INCDPM Bucharest

Institute of Food Bioresources - IBA Bucharest

- BELC Nastasia - Romania, IBA

National Institute of Biological Sciences - INCDSB Bucharest

- BUŢU Alina - Romania, INCDSB
- PAUN Mihaela - Romania, INCDSB



THE PECULIARITIES OF SEEDS AND THE QUALITY OF THE GREEN MASS OF SOME NON-TRADITIONAL CROPS IN THE REPUBLIC OF MOLDOVA  
PARTICULARITĂȚILE SEMINTELOR ȘI CALITATEA MASEI VERZI LA UNELE CULTURI NETRADIȚIONALE ÎN REPUBLICA MOLDOVA



Valerian CEREMPEI, Victor ȚÎȚEI, Nicolae-Valentin VLĂDUT,  
Oana-Diana CRISTEA

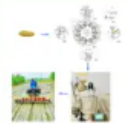


DOI: <https://doi.org/10.35633/inmateh-71-01>

Abstract

Full Article

Pages 11-24



DESIGN AND EXPERIMENT OF COMBINED CAVITY-TYPE PRECISION HILL-DROP SEED-METERING DEVICE FOR RICE  
组合腔道式水稻精量穴播排种器设计与试验



Wenwen SONG, Yu WAN, Bo ZHOU, Fuming KUANG, Wei XIONG,  
Juan LIAO, Dequan ZHU, Shun ZHANG



DOI: <https://doi.org/10.35633/inmateh-71-02>

Abstract

Full Article

Pages 25-43

Group	Time (s)	Food Intake (g)	Water Intake (ml)
Control	120	150	10
YOLOX	120	150	10
YOLOX	120	150	10
YOLOX	120	150	10
YOLOX	120	150	10
YOLOX	120	150	10
YOLOX	120	150	10
YOLOX	120	150	10
YOLOX	120	150	10
YOLOX	120	150	10

DETECTION OF EATING BEHAVIOR IN PIGS BASED ON MODIFIED YOLOX  
基于改进的YOLOX猪只饮食行为检测



Yanwen LI, Juxia LI, Lei DUAN, Tengxiao NA, Pengpeng ZHANG,  
Qingyu ZHI



DOI: DOI: <https://doi.org/10.35633/inmateh-71-03>

Abstract

Full Article

Pages 44-52



DESIGN AND ANALYSIS OF INDEPENDENT STRUT TYPE AIR SUSPENSION APPLIED TO HIGH CLEARANCE SELF-PROPELLED SPRAYER  
应用于高地隙自走式喷雾机的独立式立轴空气悬架设计与分析



Chenwei HU, Jiayu CAO, Shuo ZHANG, Yu CHEN, Liquan LU



DOI: <https://doi.org/10.35633/inmateh-71-04>

Abstract

Full Article

Pages 53-69



ANALYSIS ON ROOT CUTTING MECHANISM OF SELF-  
PROPELLED CHINESE CABBAGE HARVESTER AND  
OPTIMISATION OF DEVICE PARAMETERS  
自走式大白菜收获机切根机理分析及装置参数优化



Liming ZHOU, Yifan ZENG, Kang NIU, Yanwei YUAN, Shenghe BAI,  
Kaikang CHEN



DOI: <https://doi.org/10.35633/inmateh-71-05>

Abstract

Full Article

Pages 70-82



STUDY OF THE PROCESS OF THRESHING LEGUMINOUS  
GRASS SEEDS WITH A DRUM-TYPE THRESHING DEVICE  
ДОСЛІДЖЕННЯ ПРОЦЕСУ ВИТИРАННЯ НАСІННЯ  
БОБОВИХ ТРАВ МОЛОТИЛЬНИМ ПРИСТРОЄМ  
БАРАБАННОГО ТИПУ



Mykhailo ANELIAK, Alvia KUZMYCH, Serhii STEPANENKO,  
Viktor LYSANIUK



DOI: <https://doi.org/10.35633/inmateh-71-06>

Abstract

Full Article

Pages 83-92



DESIGN AND TESTING OF MODERN APPLE ORCHARD  
PRUNING MACHINERY  
现代苹果园修剪机械的设计与试验



Yuliang WANG, Zhiqiao WANG, Zhaoying CHEN, Guoqiang FAN, Rui SU,  
Peijun YIN, Jinxing WANG



DOI: <https://doi.org/10.35633/inmateh-71-07>

Abstract

Full Article

Pages 93-102



DETECTION OF DEFECTS OF CERCASUS HUMILIS FRUITS  
BASED ON HYPERSPECTRAL IMAGING AND  
CONVOLUTIONAL NEURAL NETWORKS  
基于高光谱成像和卷积神经网络的欧李果实缺陷检测



Bin WANG, Lili LI




DOI: <https://doi.org/10.35633/inmateh-71-08>


Abstract

Full Article

Pages 103-114



NON-DESTRUCTIVE ESTIMATION OF MATURITY LEVEL OF  
'CRYSTAL' GUAVA FRUIT BY MEANS OF FLUORESCENCE  
SPECTROSCOPY  
PENDUGAAN TINGKAT KEMATANGAN BUAH JAMBU  
KRISTAL SECARA NON DESTRUKTIF DENGAN  
SPEKTROSKOPI FLUORESENSI


 Setyo PERTIWI , Alexander HUTOMO , Slamet WIDODO

 DOI: <https://doi.org/10.35633/inmateh-71-09>


[Abstract](#)

[Full Article](#)

Pages 115-123



STUDY ON ARTIFICIAL INTELLIGENCE RECOGNITION  
METHODS FOR MAIZE LEAF LESION IMAGE  
针对玉米叶片病斑图像的人工智能识别方法研究


 Linwei Li, Yanbo Song, Jie Sun, Yuanyuan Lu, Lili Nie, Fumin Ma,  
Xinyu Hou, Juxia Li, Yanwen Li, Zhenyu Liu

 DOI: <https://doi.org/10.35633/inmateh-71-10>


[Abstract](#)

[Full Article](#)

Pages 124-135



DESIGN AND EXPERIMENT OF POTATO SEEDLING FILM-  
BREAKING DEVICE BASED ON MACHINE VISION  
基于机器视觉的马铃薯幼苗破膜装置设计与试验

 Zhaoqin LV, Zhuangzhuang GUO, Wanzhi ZHANG, Xiang ZENG,  
Yuelin HAN

 DOI: <https://doi.org/10.35633/inmateh-71-11>


[Abstract](#)

[Full Article](#)

Pages 136-146



SUPERIOR INFERENTIAL STATISTICS OF THE  
EXPERIMENTAL DATA OF A COMPLEX EXPERIMENTAL  
CULTIVATOR  
STATISTICA INFERENȚIALĂ SUPERIOARĂ A DATELOR  
EXPERIMENTALE ALE UNUI CULTIVATOR EXPERIMENTAL  
COMPLEX

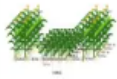
 Petru CÂRDEI, Nicolae CONSTANTIN, Cătălin PERSU, Vergil MURARU,  
Raluca SFÎRU, Maria IAMANDEI, Daniel LATES

 DOI: <https://doi.org/10.35633/inmateh-71-12>

[Abstract](#)

[Full Article](#)

Pages 147-163



COMPARATIVE STUDY ON WATER USE CHARACTERISTICS  
AND PRODUCTIVITY OF SOYBEAN AND MAIZE  
INTERCROPPING SYSTEM UNDER DRY FARMING  
CONDITIONS

旱作条件下大豆玉米复合种植系统水分利用特征和生产力的  
比较研究



Yaoyu LI, Tengpeng QU, Qixin ZHAO, Yuzhi WANG, Zizheng DENG,  
Xiaoying ZHANG, Lili SUN, Wuping ZHANG, Fuzhong LI



DOI: <https://doi.org/10.35633/inmateh-71-13>

Abstract

Full Article

Pages 164-172



RELIABILITY ANALYSIS OF FMECA THRESHING AND  
CLEANING SYSTEM BASED ON FUZZY COMPREHENSIVE  
EVALUATION

基于模糊综合评判的FMECA脱粒清选系统可靠性分析



Qian DONG, Guohai ZHANG, Yuqian ZHAO, Fukang ZHOU, Peng LIU,  
Yihu WANG, Xipeng QIAN




DOI: <https://doi.org/10.35633/inmateh-71-14>

Abstract

Full Article

Pages 173-184



DEPOSITION PERFORMANCE OF HYDRODYNAMIC  
ULTRASONIC ATOMISING NOZZLES WITH DIFFERENT  
SPRAY PARAMETERS

不同喷雾参数对流体动力式超声雾化喷嘴的沉积性能研究



Zengqiang SONG, Jinliang GONG, Yanfei ZHANG



DOI: <https://doi.org/10.35633/inmateh-71-15>

Abstract

Full Article

Pages 185-193



DISCRETE ELEMENT METHOD (EDEM) SIMULATION AND  
PARAMETER OPTIMIZATION DESIGN AND TESTING OF A  
LOW-LOSS AND HIGH-EFFICIENCY CORN THRESHING  
DEVICE

离散元法 (EDEM) 仿真与参数优化: 低损高效玉米脱粒装置  
的设计与试验



Yaxiu HOU, Shuqi SHANG, Xiang LI, Xiao ning HE, Haifeng ZHENG,  
Tongtong DONG, Xu LI, Zhixin LIU, Shuai YANG, Dong Wei WANG



DOI: <https://doi.org/10.35633/inmateh-71-16>

Abstract

Full Article

Pages 194-204



PRELIMINARY RESEARCH REGARDING THE CREATION OF  
A CATEGORY OF COMPOSITE MATERIAL BASED ON A  
MUD MATRIX AND AGRICULTURAL WASTE AS FILLER  
MATERIALS

CERCETĂRI PRELIMINARE PRIVIND REALIZAREA UNUI  
MATERIAL COMPOZIT, BAZAT PE MATRICE DE NĂMOL ȘI  
DEȘEURI AGRICOLE, CA MATERIALE DE UMPLUTURĂ



Dana-Claudia FARCAȘ-FLAMAROPOL, Elena SURDU, Radu IATAN,  
Petru CÂRDEI, Ramona MARE



DOI: <https://doi.org/10.35633/inmateh-71-17>

Abstract

Full Article

Pages 205-214



CALIBRATION OF WHITE RICE SIMULATION PARAMETERS  
BASED ON DISCRETE ELEMENT METHOD

基于离散元模拟的白米仿真参数标定



Biao XIE, Jinyin BAI, Jiagang YAN, Shibo ZHAO, Nian LIU, Qiang ZHANG

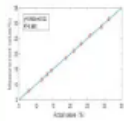


DOI: <https://doi.org/10.35633/inmateh-71-18>

Abstract

Full Article

Pages 215-224



DESIGN AND TEST OF INTELLIGENT YIELD MONITORING  
SYSTEM FOR PLOT COMBINE HARVESTER

小区联合收割机智能测产系统的设计与试验



Xiaoxiang ZHANG, Yingmei WANG, Renjie CHANG, Luxi ZHAO, Xin LI,  
Yanxing YAN, Wendong NIU, Shixing MA, Haiyan SONG




DOI: <https://doi.org/10.35633/inmateh-71-19>

Abstract

Full Article

Pages 225-236



RESEARCH ON DYNAMIC CHARACTERISTICS OF A  
DOUBLE-PENDULUM SUSPENSION FOR A BOOM  
SPRAYER

喷杆喷雾机双摆悬架动力学特性研究



Fang LI, Xiaohu BAI



DOI: <https://doi.org/10.35633/inmateh-71-20>

Abstract

Full Article

Pages 237-247





CALIBRATION OF DISCRETE ELEMENT PARAMETER OF  
SOIL IN HIGH-SPEED TILLAGE  
高速耕作条件下土壤离散元参数标定




Shaochuan LI, Peisong DIAO, Yongli ZHAO, Hequan MIAO, Xianghao LI,  
Hongda ZHAO

DOI: <https://doi.org/10.35633/inmateh-71-21>

Abstract

Full Article

Pages 248-258



DESIGN AND EXPERIMENT OF CLAMPING-PULL-OFF  
APPLE PICKING ROBOT  
夹持-拉断式苹果采摘机器人设计与实验



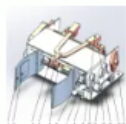
Shike GUO, Min FU, Xiaoman CUI, Zijan WANG, Chengmeng WANG

DOI: <https://doi.org/10.35633/inmateh-71-22>

Abstract

Full Article

Pages 259-270



DESIGN AND EXPERIMENT OF AN END-EFFECTOR FOR  
HARVESTING SWEET PEPPER IN COMPLIANT OBSTACLE  
ENVIRONMENT  
柔顺障碍环境下收获甜椒末端执行器的设计与试验




Yunting HUI, Yangyang LIAO, Decheng WANG, Xinxing LI, Zhiheng LU,  
Yong YOU, Hanchu JIA

DOI: <https://doi.org/10.35633/inmateh-71-23>

Abstract

Full Article

Pages 271-281



HEAT ENVIRONMENT STUDY OF PASSIVE SOLAR  
GREENHOUSE  
被动式日光温室热环境研究



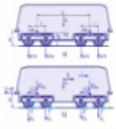
Zhonghua LIU, Xin YOU, Penghui QIAO, Mengjun CHEN,  
Weiwei CHEGN

DOI: <https://doi.org/10.35633/inmateh-71-24>

Abstract

Full Article

Pages 282-289



THE ELECTRIC TRACTION MOTORS BALANCING FOR  
LOAD TRANSFER EFFECTS COMPENSATION  
ECHILIBRAREA MOTOARELOR ELECTRICE DE TRACȚIUNE  
PENTRU COMPENSAREA EFECTELOR TRANSFERULUI DE  
SARCINĂ



Mihail ANDREI, Gabriel POPA, Emil TUDOR, Paula ANGHELITA,  
Mihai-Gabriel MATACHE




DOI: <https://doi.org/10.35633/inmateh-71-25>

Abstract

Full Article

Pages 290-300



POROUS HOT AIR TEA DE-ENZYMING AND CARDING  
MACHINE UNDER GAS-SOLID COUPLING CONDITIONS:  
NUMERICAL SIMULATIONS AND PERFORMANCE TESTING  
气固耦合条件下多孔热风式茶叶杀青理条机数值模拟与性能  
试验



Haijun BI, Pengcheng JIA, Kuan QIN, Lei YU, Chengmao CAO,  
Dongsong XIA, Xinliang GUO, Yang LIU, Bin CHEN, Yuzhen BI



DOI: <https://doi.org/10.35633/inmateh-71-26>

Abstract

Full Article

Pages 301-318



DESIGN AND MANUFACTURE OF A SUPERCRITICAL CO2  
LIQUID EXTRACTION MACHINE FOR EXTRACTING  
BIOACTIVE COMPOUNDS  
DESAIN DAN PEMBUATAN MESIN EKSTRAKSI  
SUPERKRITIS BERBASIS CO2 CAIR UNTUK  
MENGEKSTRAKSI SENYAWA BIOAKTIF



Bambang DWI ARGO, Adam SYECH, Avial YOSUA RIJADI,  
Mochamad BAGUS HERMANTO, Wahyunanto AGUNG NUGROHO



DOI: <https://doi.org/10.35633/inmateh-71-27>

Abstract

Full Article

Pages 319-326



NUMERICAL SIMULATION AND TEST OF HOT AIR FAN  
热气流风机的数值模拟及试验



Guoliang YOU, Yaoming LI, Hanhao WANG



DOI: <https://doi.org/10.35633/inmateh-71-28>

Abstract

Full Article

Pages 327-334



OPTIMIZING AND INTEGRATING ELECTROMECHANICAL  
ACTUATORS IN AGRICULTURAL EXCAVATOR BOOMS FOR  
ENHANCED EFFICIENCY AND BATTERY LONGEVITY  
OPTIMIZAREA ȘI INTEGRAREA ACTUATORILOR  
ELECTROMECHANICI ÎN BRAȚELE EXCAVATOARELOR  
AGRICOLE PENTRU EFICIENȚĂ ÎMBUNĂTĂȚITĂ ȘI  
LONGEVITATE A ACUMULATORILOR

Ioan Mihail SAVANIU, Alexandru-Polifron CHIRIȚĂ,  
Ioana Aristia POPOVICI, Oana TONCIU, Magdalena CULCEA,  
Ancuța NEAGU, Robert BLEJAN, Vasilica ȘTEFAN

DOI: <https://doi.org/10.35633/inmateh-71-29>

Abstract

Full Article

Pages 335-344



DISCRETE ELEMENT METHOD USED TO ANALYZE THE  
OPERATING PARAMETERS OF THE CUTTING TABLE OF  
CRAWLER SELF-PROPELLED REED HARVESTER  
离散元法分析履带自走式芦苇收获机割台运行参数

Kuizhou JI, Yaoming LI, Binbin JI, Zhenwei LIANG, Tuo DU

DOI: <https://doi.org/10.35633/inmateh-71-30>

Abstract

Full Article

Pages 345-355



TRIZ-AIDED DESIGN AND EXPERIMENT OF KIWIFRUIT  
PICKING END-EFFECTOR  
TRIZ辅助猕猴桃采摘末端执行器设计与试验

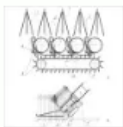
Min FU, Shike GUO, Jianan CAI, Jiacheng ZHOU, Xiaoyi LIU

DOI: <https://doi.org/10.35633/inmateh-71-31>

Abstract

Full Article

Pages 356-366



ENERGETICS OF PULLING FLAX STALKS WITH A DISC-BELT  
FLAX-PULLING APPARATUS  
ЕНЕРГЕТИКА БРАННЯ СТЕБЕЛ ЛЬОНУ ДИСКОВО-  
ПАСОВИМ ЛЬОНОБРАЛЬНИМ АПАРАТОМ


Svitlana YUKHYMCHUK, Serhii YUKHYMCHUK, Mykola TOLSTUSHKO,  
Igor TSIZ, Nataliya TOLSTUSHKO

DOI: <https://doi.org/10.35633/inmateh-71-32>

Abstract

Full Article

Pages 367-378



EVALUATION OF TRACTION CHARACTERISTICS OF TRACTOR TIRES ON LOOSE SOILS: SIMULATION AND EXPERIMENTAL RESEARCH

拖拉机轮胎在松软土壤上的牵引特性评价：仿真与试验研究

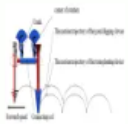
Jie WANG, Lili SHANG, Liangyuan XU, Qiansheng TANG

DOI: <https://doi.org/10.35633/inmateh-71-33>

Abstract

Full Article

Pages 379-390



DESIGN AND OPTIMIZATION OF AN INTEGRATED EXCAVATION AND TRANSPLANTING DEVICE FOR TOBACCO

烟草打塘-移栽一体化装置的设计与优化

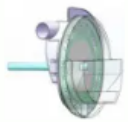
Zhiguo PAN, Tianfeng SUN, Xiaomeng WANG, Qiuqiang HOU, Shiting LV, Luming ZHANG, Zhenfei YANG, Xuehui ZHANG

DOI: <https://doi.org/10.35633/inmateh-71-34>

Abstract

Full Article

Pages 391--405



STUDY ON VIBRATION ADSORPTION CHARACTERISTICS OF SMALL-PARTICLE-SIZE SEEDS BASED ON DEM

基于DEM的小粒径种子振动吸附特性研究

Wenxue DONG, Na LI, Fei LIU, Xuan ZHAO, Lihe WANG,  
 Dezheng XUAN, Wendong ZHONG, Hengtong HU, Xiang KONG, Xinyu MENG, Mingyi LI, Zhijiang DUAN

DOI: <https://doi.org/10.35633/inmateh-71-35>

Abstract

Full Article

Pages 406-418



DESIGN AND EXPERIMENT OF NO-TILLAGE PLANTER FOR HIGH AND LOW BORDERS WHEAT

高低畦小麦免耕播种机设计与试验

Shandong YANG, Chuang MA, Baochang ZHANG, Yinping ZHANG, Jinchang YANG

DOI: <https://doi.org/10.35633/inmateh-71-36>

Abstract

Full Article

Pages 419-428



HARVEST LOSS TEST AND OPTIMISATION OF KEY COMPONENTS OF OILSEED RAPE CUTTING TABLES  
油菜割台关键部件收获损失试验与优化



Jia YAO, Guohai ZHANG, Xin WANG, Jitan LIAN, Minghao LIU,  
Xipeng QIAN, Yihu WANG, Peng LIU




DOI: <https://doi.org/10.35633/inmateh-71-37>

Abstract

Full Article

Pages 429-440



HOT AIR DRYING, IMPACT OF INFRARED DRYING, AND COMBINED HOT AIR-INFRARED DRYING ON ALFALFA DRYING QUALITY AND PERFORMANCE

红外干燥, 热风干燥和热风红外联合干燥对苜蓿的干燥品质和干燥性能的影响



Xihang SUN, Ziwen GUO, Guanghui WANG, Chen CAI, Zhiqin WANG



DOI: <https://doi.org/10.35633/inmateh-71-38>

Abstract

Full Article

Pages 441-450



CRYOGENIC FREEZING OF SOME BERRY SPECIES USING AN EXPERIMENTAL MODEL OF MULTI-FUNCTIONAL QUICK-FREEZING EQUIPMENT

CONGELAREA CRIOGENICĂ A UNOR SPECII DE FRUCTE DE PĂDURE UTILIZÂND UN MODEL EXPERIMENTAL DE ECHIPAMENT MULTIFUNCȚIONAL DE CONGELARE RAPIDĂ



Cristian Marian SORICĂ, Nicolae-Valentin VLĂDUȚ,  
Andreea Iulia GRIGORE, Mario CRISTEA, Elena SORICĂ,  
Remus Marius OPRESCU, Alexandru IONESCU,  
Laurențiu Constantin VLĂDUȚOIU, Lucian DUMITRESCU




DOI: <https://doi.org/10.35633/inmateh-71-39>

Abstract

Full Article

Pages 451-458



THREE-DIMENSIONAL PATH PLANNING OF APPLE HARVESTING ROBOT BASED ON IMPROVED GENETIC ALGORITHM

基于改进遗传算法的苹果收获机器人三维路径规划



Zeyuan YAN, Ming SUN




DOI: <https://doi.org/10.35633/inmateh-71-40>


Abstract

Full Article

Pages 459-469



PATH PLANNING OF FRUIT AND VEGETABLE PICKING  
ROBOTS BASED ON IMPROVED A\* ALGORITHM AND  
PARTICLE SWARM OPTIMIZATION ALGORITHM  
基于改进A\*算法与粒子群算法的果蔬采摘机器人路径规划

 Chen LI

 DOI: <https://doi.org/10.35633/inmateh-71-41>


Abstract

Full Article

Pages 470-482



AUTOMATED QUALITY ASSESSMENT OF APPLES USING  
CONVOLUTIONAL NEURAL NETWORKS  
EVALUAREA AUTOMATĂ A CALITĂȚII MERELOR CU  
AJUTORUL REȚELOR NEURONALE CONVOLUTIVE

 Adrian IOSIF, Edmond MAICAN, Sorin-Stefan BIRIS, Lucretia POPA

 DOI: <https://doi.org/10.35633/inmateh-71-42>

Abstract

Full Article

Pages 483-498



IMPROVED YOLOV8-BASED AUTOMATED DETECTION OF  
WHEAT LEAF DISEASES  
基于改进YOLOV8的小麦叶片病害自动检测

 Na MA, Yanwen LI, Miao XU, Hongwen YAN

 DOI: <https://doi.org/10.35633/inmateh-71-43>


Abstract

Full Article

Pages 499-510



LIGNIN UTILIZATION FOR THE REMOVAL OF  
MICROPLASTIC PARTICLES FROM WATER  
UTILIZAREA LIGNINEI PENTRU ÎNDEPĂRTAREA  
PARTICULELOR DE MICROPLASTIC DIN APĂ

 Iuliana GĂGEANU, Florbela CARVALHEIRO, Adam EKIELSKI,  
Luis DUARTE

 DOI: <https://doi.org/10.35633/inmateh-71-44>

Abstract

Full Article

Pages 511-521



EXPERIMENTAL STUDY ON NAVIGATION FOR WHEAT  
SEEDLING ROOT CUTTING BASED ON DEEP LEARNING  
基于深度学习的麦苗断根导航实验研究

 HaiBo LIN, Chenhe XU, Yuandong LU

 DOI: <https://doi.org/10.35633/inmateh-71-45>


Abstract

Full Article

Pages 522-534



SIMULATION TEST AND VERIFICATION OF MATERIAL  
CONVEYING FOR SMALL AND MEDIUM-SIZED AIR  
SUCTION JUJUBE PICKING MACHINE BASED ON CFD-DEM  
COUPLING  
基于CFD-DEM耦合中小型气吸红枣捡拾机物料输送仿真试验  
与验证

 Fengkui ZHANG, Wenxi SHAO, Shijie ZHAO, Jikui ZHU, Ping LI

 DOI: <https://doi.org/10.35633/inmateh-71-46>

Abstract

Full Article

Pages 535-547



ANALYSIS ON PATH OPTIMIZATION OF AGRICULTURAL  
HANDLING ROBOTS BASED ON ANT COLONY-IMPROVED  
ARTIFICIAL POTENTIAL FIELD METHOD  
基于蚁群-改进人工势场法的农业搬运机器人路径规划分析

 Hexia Chu

 DOI: <https://doi.org/10.35633/inmateh-71-47>

Abstract

Full Article

Pages 548-557



EVALUATION OF THE THERMAL BEHAVIOR OF PLANTS IN  
THE MICROGREENHOUSE WITH MICROBOLOMETRIC  
IMAGE SENSORS  
EVALUAREA COMPORTARII TERMICE A PLANTELOR IN  
MICROSERA CU SENZORI DE IMAGINE  
MICROBOLOMETRICI

 George IPATE, Constantin Daniel COTICI, Alina-Daiana IONESCU,  
Viorel FATU, Iuliana GAGEANU, Dan CUJBESCU, Ana Maria NICOLAU

 DOI: <https://doi.org/10.35633/inmateh-71-48>


Abstract

Full Article

Pages 558-565



STUDY ON THE INFLUENCE OF MOISTURE CONTENT AND  
COMPRESSURE RESISTANCE CHARACTERISTICS OF CORN  
GRAIN ON THRESHED BREAKAGE RATE  
玉米籽粒含水率及抗压特性对脱粒破碎率的影响研究

 Yinping ZHANG, Zehua HAO, Lihang JIAO, Qinghua LUAN, Hua ZHOU,  
Meizhou CHEN

 DOI: <https://doi.org/10.35633/inmateh-71-49>


Abstract

Full Article

Pages 566-572



EFFECTS OF INSULATION COVER MEASURES ON THE  
TEMPERATURE ENVIRONMENT OF CHINESE SOLAR  
GREENHOUSE  
不同保温覆盖措施对日光温室温度环境的影响

 Qian SUN, Yang SONG, Zhigang YANG, Xiaorui LIU, Shimao CUI

 DOI: <https://doi.org/10.35633/inmateh-71-50>


Abstract

Full Article

Pages 573-582



RESEARCH ON DAMPING PERFORMANCE OF ORCHARD  
FRUIT THREE-STAGE DAMPING TRAILER BASED ON  
ADAMS  
基于ADAMS的果园果品三级减振拖车减振性能研究

 Yifan WANG, Nan AN, Jiaxin LU, Zhihong ZHAO, Xiahui FU,  
Qingliang CUI, Juxia WANG

 DOI: <https://doi.org/10.35633/inmateh-71-51>


Abstract

Full Article

Pages 583-598



DESIGN AND EXPERIMENT OF OVERLOAD PROTECTION  
AND AUTOMATIC OBSTACLE AVOIDANCE MECHANISM  
FOR BIDIRECTIONAL PLOUGHING EQUIPMENT  
双向犁耕防过载自动避障机构的设计与试验

 Jinbao LIU, Xuan ZHENG, Yanhui ZHANG, Yuying SONG, Zhihui TANG


 DOI: <https://doi.org/10.35633/inmateh-71-52>

Abstract

Full Article

Pages 599-610





DISTRIBUTION ROUTE OPTIMIZATION FOR MULTI-VEHICLE AGRICULTURAL MATERIALS CONSIDERING CARBON EMISSION COST

考虑碳排放成本的多车型农资配送路径优化研究


 Li LI, Xuesong YANG

 DOI: <https://doi.org/10.35633/inmateh-71-53>

Abstract


Full Article

Pages 611-624



AGRICULTURAL UAV CROP SPRAYING PATH PLANNING BASED ON PSO-A\* ALGORITHM

基于PSO-A\*算法的农业无人机作物喷洒路径规划


 Lijuan FAN

 DOI: <https://doi.org/10.35633/inmateh-71-54>

Abstract


Full Article

Pages 625-636



CONSTRUCTION AND EVALUATION OF SIMULATION MODEL FOR THE GROWTH AND DEVELOPMENT OF MILLET IN ARID AREAS

干旱区谷子生长发育模拟模型的构建与评价


 Yuzhi WANG, Yaoyu LI, Tengteng QU, Siyu WANG, Lili SUN, Wuping ZHANG, Fuzhong LI

 DOI: <https://doi.org/10.35633/inmateh-71-55>

Abstract


Full Article

Pages 637-646



TOWARDS SUSTAINABLE SUBSISTENCE AGRICULTURE IN ROMANIA WITH LOW-COST IOT MODULES AND SOLUTIONS – PROOF OF CONCEPT

CĂTRE AGRICULTURĂ DE SUBZISTENȚĂ SUSTENABILĂ ÎN ROMÂNIA CU MODULE ȘI SOLUȚII IOT LOW-COST – PROOF OF CONCEPT

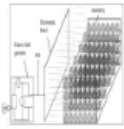
 Ștefania-Adriana HOȚEI, Cristina Ioana MARGHESCU, Rodica Cristina NEGROIU, Andrei DRUMEA

 DOI: <https://doi.org/10.35633/inmateh-71-56>

Abstract

Full Article

Pages 647-656



EFFECT OF LOW-VOLTAGE -ELECTROSTATIC-FIELD (LVEF)  
ASSISTING REFRIGERATION ON PRESERVATION QUALITY  
OF STRAWBERRY

低压静电场辅助冷藏对草莓贮藏品质的影响

 Huaming HOU, Shuai CUI, Dengming LI, Zhigang LI, Yisheng CHEN

 DOI: <https://doi.org/10.35633/inmateh-71-57>


[Abstract](#)

[Full Article](#)

Pages 657-666



ESTIMATION OF THE RANDOM INTENSITY OF THE SOIL  
TILLAGE DRAFT FORCES IN THE SUPPORTS OF THE  
WORKING BODIES OF A CULTIVATOR  
ESTIMATION OF THE RANDOM INTENSITY OF THE SOIL  
TILLAGE DRAFT FORCES IN THE SUPPORTS OF THE  
WORKING BODIES OF A CULTIVATOR


 Petru CARDEI, Nicolae CONSTANTIN, Vergil MURARU, Catalin PERSU,  
Raluca SFIRU , Daniel LATES

 DOI: <https://doi.org/10.35633/inmateh-71-58>


[Abstract](#)

[Full Article](#)

Pages 667-680



RESEARCH ON THE PROCESS OF OBTAINING BUTTER IN  
LABORATORY CONDITIONS  
CERCETĂRI PRIVIND PROCESUL DE OBȚINERE A UNTULUI  
IN CONDIȚII DE LABORATOR

 Iuliana STANA, Paula TUDOR, Alexandru CIRIC, Mihaela BEGEA,  
Gheorghe VOICU, Vasilica STEFAN

 DOI: <https://doi.org/10.35633/inmateh-71-59>


[Abstract](#)

[Full Article](#)

Pages 681-689



DESIGN AND EXPERIMENTAL OPTIMIZATION OF ROTARY  
CUTTING SAFFLOWER HARVESTING END EFFECTOR  
回转切割式红花采收末端执行器设计与试验优化

 Puhang LI, Xinyue ZHANG, Hao ZHANG, Zeyu WANG, Shiwei WEN,  
Jun CHEN

 DOI: <https://doi.org/10.35633/inmateh-71-60>


[Abstract](#)

[Full Article](#)

Pages 690-702



THE EVOLUTION OF ROMANIAN AGRICULTURE  
MECHANIZATION DEGREE  
EVOLUTIA GRADULUI DE MECANIZARE IN AGRICULTURA  
ROMANEASCA


 Ancuta MARIN, Vili DRAGOMIR, Ruxandra POP, Marian BUTU

 DOI: <https://doi.org/10.35633/inmateh-71-61>


Abstract

Full Article

Pages 703-712



MECHANICAL PROPERTIES AND CONSTRUCTION OF  
CONSTITUTIVE MODEL FOR COMPRESSION AND STRESS  
RELAXATION OF CATTLE MANURE  
牛粪压缩和应力松弛特性及其本构模型构建研究

 Weisong ZHAO, Yongsheng CHEN, Weiqiang LIN, Zhenwei WANG,  
Qimin GAO, Hu XIE, Biao MA, Mingjiang CHEN, Jingjing FU

 DOI: <https://doi.org/10.35633/inmateh-71-62>

Abstract

Full Article

Pages 713-724



STUDY ON THE CHARACTERISTICS OF CERASUS HUMILIS  
FREE FALLING IMPACT  
钙果自由落体冲击平板特性研究


 Shilei KANG, Junlin HE

 DOI: <https://doi.org/10.35633/inmateh-71-63>


Abstract

Full Article

Pages 725-733



DESIGN AND EXPERIMENT OF IMPELLER TYPE VARIABLE  
FERTILIZER DISCHARGER BASED ON EDEM SIMULATION  
基于EDEM仿真的叶轮式变量排肥器设计与试验

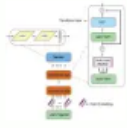
 Baiwei WANG, Gang CHE, Lin WAN, Naichen ZHAO, Zhannan GUAN,  
Kun ZHANG, Rui WANG

 DOI: <https://doi.org/10.35633/inmateh-71-64>

Abstract

Full Article

Pages 734-744



RESEARCH ON SEMANTIC SEGMENTATION OF  
GREENHOUSE ROAD IMAGE  
温室大棚道路图像的语义分割研究



YongZheng YANG, Hongbo WANG, ZhiCheng XIE, JunMao LI,  
ZiLu HUANG



DOI: <https://doi.org/10.35633/inmateh-71-65>

Abstract

Full Article

Pages 745-754



DESIGN AND SIMULATION OF THREE-DEGREE-OF-  
FREEDOM WRIST STRUCTURE OF PICKING MANIPULATOR  
采摘机械手三自由度腕部结构设计及仿真



Junhui SUN, Jinliang GONG, Yanfei ZHANG

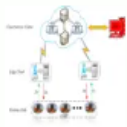


DOI: <https://doi.org/10.35633/inmateh-71-66>

Abstract

Full Article

Pages 755-764



CLOUD-SIDE COLLABORATION-BASED TASK ALLOCATION  
STRATEGY FOR AGRICULTURAL MACHINE FLEET  
基于云边协同的农机群任务分配策略



Junzheng ZHAO, Jinliang GONG, Yanfei ZHANG



DOI: <https://doi.org/10.35633/inmateh-71-67>

Abstract

Full Article

Pages 765-775



VIBRATION ASSESSMENT OF TRACTOR DRIVER BASED ON  
VIBRATION SIGNALS  
ΑΞΙΟΛΟΓΗΣΗ ΤΩΝ ΚΡΑΔΑΣΜΩΝ ΠΟΥ ΔΕΧΕΤΑΙ Ο ΟΔΗΓΟΣ  
ΤΟΥ ΕΛΚΥΣΤΗΡΑ ΒΑΣΕΙ ΣΗΜΑΤΩΝ ΔΟΝΗΣΗΣ



Christos DIMITRIADIS, Dimitrios KATERIS, Panagiotis XYRADAKIS,  
Aspasia GIALAMA, Theodoros GIALAMAS



DOI: <https://doi.org/10.35633/inmateh-71-68>

Abstract

Full Article

Pages 776-784



STUDY OF THE KEY COMPONENT PARAMETERS OF THE  
WINGED CHISEL PLOW ON SOIL-STRAW DISTURBANCE  
PATTERN

混秸帶翼齒式犁关键部件扰动规律的研究

Kun CHEN, Xianliang WANG, Jiangtao JI, Xiangcai ZHANG,  
Xiupei CHENG, Hua ZHOU, Zhongcai WEI, Mingyue BAI, Lei LIU,  
Shang GAO

DOI: <https://doi.org/10.35633/inmateh-71-69>

Abstract

Full Article

Pages 785-797



USING STATISTICAL ANALYSIS TO ASSESS THE EFFECTS  
OF FEEDING PELLETS ON FISH DIETARY PREFERENCES IN  
AN INTENSIVE POLYCULTURE SYSTEM

UTILIZAREA ANALIZEI STATISTICE PENTRU EVALUAREA  
EFECTELOR PELEȚILOR FURAJERI ASUPRA  
PREFERINȚELOR ALIMENTARE ALE PEȘTILOR ÎNTR-UN  
SISTEM INTENSIV DE POLICULTURĂ

Iulian VOICEA, Petru CARDEI, Vlad-Nicolae ARSENOAIA,  
Nicoleta UNGUREANU, Florin NENCIU, Nicoleta VANGHELE

DOI: <https://doi.org/10.35633/inmateh-71-70>

Abstract

Full Article

Pages 798-807



RESEARCH ON DETACHMENT PROCESS AND SEPARATION  
OF FROZEN SEA-BUCKTHORN FRUITS FROM BRANCHES  
CERCETĂRI PRIVIND PROCESELE DE DETAȘARE ȘI  
SEPARARE A FRUCTELOR DE CĂȚINĂ CONGELATEDE DE  
PE RAMURI

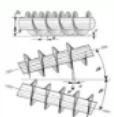
Radu CIUPERCĂ, Ana ZAICA, Vasilica STEFAN, Petruța PETCU,  
Lucian DUMITRESCU, Oana CRISTEA

DOI: <https://doi.org/10.35633/inmateh-71-71>

Abstract

Full Article

Pages 808-817



INVESTIGATION OF THE ENERGY INDICATORS FOR THE  
SURFACE TILLAGE OF SOIL BY A HARROW WITH A SCREW-  
TYPE WORKING BODY

ДОСЛІДЖЕННЯ ЕНЕРГЕТИЧНИХ ПОКАЗНИКІВ  
ПОВЕРХНЕВОГО ОБРОБІТКУ ҐРУНТУ БОРОНОЮ З  
ГВИНТОВИМ РОБОЧИМ ОРГАНОМ

Volodymyr BULGAKOV, Hryhorij KALETNIK, Oleksandra TROKHANIYAK,  
Svitlana LUTKOVSKA, Mykola KLENDII, Semjons IVANOVS,  
Lucretia POPA, Vitalii YAROPUD

DOI: <https://doi.org/10.35633/inmateh-71-72>


Abstract

Full Article

Pages 818-833



DESIGN AND TEST OF HIGH-SPEED FERTILIZER POINT-  
APPLIED DEVICE  
高速穴施肥装置设计与试验

 Xin DU, Tong WANG, Shufa CHEN, Qixin SUN, Zhihao XU,  
Changqing LIU

 DOI: <https://doi.org/10.35633/inmateh-71-73>


Abstract

Full Article

Pages 834-842



CONSIDERATIONS REGARDING THE EFFECTS OF SHOCKS  
AND VIBRATIONS ON OPERATORS OF SELF-PROPELLED  
AGRICULTURAL EQUIPMENT  
CONSIDERATII PRIVIND EFECTELE ȘOCURILOR ȘI  
VIBRAȚIILOR ASUPRA OPERATORILOR UTILAJELOR  
AGRICOLE AUTOPROPULSATE

 Valentin VLĂDUȚ, Sorin-Ștefan BIRIȘ, Gigel PARASCHIV ,  
Nicoleta UNGUREANU, Sorin Tiberiu BUNGESCU, Iulian VOICEA,  
Dan CUJBESCU, Iuliana GĂGEANU, Evelin LAZA, Lorena-Diana POPA,  
Gheorghe MATEI, Atanas ATANASOV

 DOI: <https://doi.org/10.35633/inmateh-71-74>


Abstract

Full Article

Pages 843-856



STUDIES ON THE DEVELOPMENT OF A RELIABILITY  
DIAGNOSIS FOR AGRICULTURAL TRACTORS GEARBOXES  
STUDII PRIVIND DEZVOLTAREA UNUI DIAGNOSTIC DE  
MENTENANȚĂ LA CUTIILE DE VITEZE A TRACTOARELOR  
AGRICOLE

 Alexandru Vlad HELLER, Nicolae FILIP, Teodora Alexandrina DEAC

 DOI: <https://doi.org/10.35633/inmateh-71-75>

Abstract

Full Article

Pages 857-864



THE RELATIONSHIP BETWEEN ENVIRONMENTAL PUBLIC  
PERCEPTION AND GREEN PRODUCT TRADE. THE  
MODERATING ROLE OF POLICIES AND LEGAL TEXT  
公众环境认知与绿色产品贸易的关系——政策法律文本的调  
节作用


 Guoli HAN , Shuming MA

 DOI: <https://doi.org/10.35633/inmateh-71-76>

Abstract

Full Article

Pages 865-881



ROMANIAN BIOMASS PELLET MARKET – TECHNO-  
ECONOMIC ANALYSIS  
PIAȚA ROMÂNEASCĂ A PELETELOR DIN BIOMASĂ -  
ANALIZĂ TEHNICO-ECONOMICĂ



Georgiana MOICEANU, Mirela - Nicoleta DINCĂ, Mihai CHIȚOIU,  
Gigel PARASCHIV, Oana-Diana CRISTEA



DOI: <https://doi.org/10.35633/inmateh-71-77>

Abstract

Full Article

Pages 882-890



EXPERIMENTAL RESEARCH ON REED HARVESTING WITH  
“ERBA” ELECTRIC BOAT  
CERCETĂRI EXPERIMENTALE PRIVIND RECOLTAREA  
STUFULUI CU AMBARCAȚIUNEA ELECTRICĂ “ERBA”



Vasilica STEFAN, Radu CIUPERCA, Emil TUDOR, Mihai MATACHE,  
Ionut VASILE, Ion Catalin SBURLAN, Ana ZAICA



DOI: <https://doi.org/10.35633/inmateh-71-78>

Abstract

Full Article

Pages 891-903

# INVESTIGATION OF THE ENERGY INDICATORS FOR THE SURFACE TREATMENT OF SOIL BY A HARROW WITH A SCREW-TYPE WORKING BODY

## ДОСЛІДЖЕННЯ ЕНЕРГЕТИЧНИХ ПОКАЗНИКІВ ПОВЕРХНЕВОГО ОБРОБІТКУ ҐРУНТУ БОРОНОЮ З ГВИНТОВИМ РОБОЧИМ ОРГАНОМ

Volodymyr BULGA KOV<sup>1)</sup>, Hryhorij KALETNIK<sup>2)</sup>, Oleksandra TROKHANI AK<sup>1)</sup>, Svitlana LUTKOVS KA<sup>2)</sup>, Mykola KLENDII<sup>3)</sup>, Semjons IVANOVS<sup>4)</sup>, Lucretia PO PA<sup>5)</sup>, Vitalii YAROPUD<sup>2)</sup>

<sup>1)</sup>National University of Life and Environmental Sciences of Ukraine, Ukraine;

<sup>2)</sup>Vinnitsia National Agrarian University, Ukraine;

<sup>3)</sup>Separated Subdivision of National University of Life and Environmental Sciences of Ukraine, Berezhan y Agrotechnical Institute, Ukraine;

<sup>4)</sup>Latvia University of Life Sciences and Technologies, Latvia;

<sup>5)</sup> National Institute of Research – Development for Machines and Installations Designed for Agriculture and Food Industry – INMA Bucharest / Romania

DOI: <https://doi.org/10.35633/inmateh-71-72>

**Keywords:** tillage, machines, screw-type surface, tillage depth, work, power

### ABSTRACT

Restoration of the soil fertility is an important task for scientists and practitioners. Based on the constructed mathematical model of the surface of a screw-type working body, rotating around a fixed horizontal axis, there are determined the work and power of penetration of the screw-type working body into the soil, loosening the soil and overcoming the soil friction. It has been established that the cutting power is proportional to the square root of deepening of the working body ( $a^{1/2}$ ), and the radius of the working body ( $R^{1/2}$ ) is directly proportional to the speed of the unit  $V$ . On the basis of a complex of experimental studies, regression dependencies were derived to determine the traction resistance when cultivating the soil with a harrow, equipped with screw-type working bodies. It has been found that the dominant impact upon the value of the traction resistance  $P_x$  is exerted by the depth of tillage  $h$ , then by the angle of attack  $\beta$  of the battery of the screw-type working bodies, but the least impact is made by the change in the speed of the harrow  $V$ . The difference between the calculated and the experimental values of the traction resistance ranges from 9.6...11.2%.

### АНОТАЦІЯ

Відновлення родючості ґрунту є важливим завданням для аграріїв України, серед яких зростає попит на застосування технології поверхневого обробітку ґрунту. На основі побудованої математичної моделі поверхні гвинтового робочого органу, який обертається навколо нерухомої горизонтальної осі, визначено роботу і потужність на врізання гвинтового робочого органу в ґрунт, розпушування ґрунту та на подолання тертя ґрунту. Встановлено, що потужність різання пропорційні кореню квадратному від заглиблення робочого органу ( $a^{1/2}$ ) та радіусу робочого органу ( $R^{1/2}$ ) прямо пропорційна швидкості руху агрегату  $V$ . На основі проведеного комплексу експериментальних досліджень, виведено регресійні залежності для визначення тягового опору, при обробітку ґрунту бороною із гвинтовими робочими органами. Встановлено, що домінуючий вплив на величину тягового опору  $P_x$  має глибина обробітку ґрунту  $h$ , далі кут атаки  $\beta$  батареї гвинтових робочих органів і найменше впливає зміна швидкості руху борони  $V$ . Різниця між розрахунковими та експериментальними значеннями величини тягового опору коливається в межах 9.6...11.2%.

### INTRODUCTION

The present state of development of the transport and technological agricultural machines requires a search for new ways to improve the technological and operational parameters of the working bodies, which can increase productivity, improve the quality of the production processes, and also acquire new operational capabilities for restoration of the soil fertility. The traction resistance of a tillage machine is a value that constantly changes during its operation. All the factors affecting the traction resistance of the machine may be classified into natural and climatic ones (the type and condition of the soil, the relief, rockiness, meteorological conditions); the structural (the type, shape and number of the working bodies, the material from which they are made, and the manufacturing technology, the machine weight, type and design of the running gear); the operational (technical condition of the machine, the correctness of adjustments, the degree of wear of the working bodies, etc.) (Khaylis, 1990; Hevko et al., 2016; Lech, 2001).



A number of works are devoted to the study of the functional and operational characteristics of the screw-type soil-cultivating working bodies and their interaction with the soil, in particular *Gevko and Rogatynsky, (1989)*, *Pastushenko et al., (2020)*, *Ivan et al., (2017)*. In *Hevko et al., (2016)*, *Pylypets et al., (2000)* *Klendiy and Pilipaka, (2016)*, there are substantiated the design, kinematic and technological parameters of screw-type soil-cultivating working bodies in terms of their functional purpose. The theory of designing and constructing linear surfaces is reflected in *Klendii et al., (2016)*. The works *Wang, (2012)*, *Hevko et al., (2018)*, *Ivan et al., (2015)* theoretically substantiate the design of a soil-cultivating tool, in which helical surfaces in the form of a part of the unfolded helicoid are used as working surfaces.

The work *Bulgakov et al., (2022)*, substantiates the practical possibility and expediency of using a screw-type working body in tillage, and the work *Bulgakov et al., (2021)* reflects experimental research to determine the quality indicators of a harrow with screw-type working bodies. Works *Manjula et al., (2017)* *Tripathi et al., (2015)*, *Tian et al., (2018)* are devoted to the study of the impact of design and technological parameters of the developed variants of a harrow with screw-type working bodies upon the incorporation efficiency of the plant residues into the soil. The research of agrotechnological indicators of the quality of soil cultivated by a harrow with screw-type working bodies is considered in *Tsarenko et al., (2003)*, *Yao et al., (2014)*.

However, the energy parameters of tillage by a harrow with screw-type working bodies have not yet been fully studied. So the task of determining the work and power that must be consumed when tilling the soil with a harrow with screw-type working bodies is urgent.

The purpose of the work is to study the energy parameters for the soil cultivation by a screw-type working body of a transport-technological agricultural machine, depending on its parameters and operating modes.

## MATERIALS AND METHODS

In order to determine the energy parameters of tillage by a harrow with screw-type working bodies, it will be considered in the form of an unfolded helicoid. Then the equation of the surface of the working body of the harrow with an axis parallel to the  $Ox$  axis has the following form:

$$\begin{aligned} X &= h\alpha - u \sin\varphi \\ Y &= p \sin\alpha - u \cos\varphi \cos\alpha \\ Z &= p \cos\alpha + u \cos\varphi \sin\alpha \end{aligned} \quad (1)$$

where:  $h$  – the screw helicoid parameter (ratio of helicoid pitch to full revolution),  $h = \frac{b}{2\pi \cos\beta}$ ;  $\beta$  – the inclination angle of the axis of the cutting edge of the surface of the helicoid;  $\varphi$  – the elevation angle of the turning edge;  $u$  – the length of the rectilinear generatrix from the current point on the helix to the point on the surface;  $p$  – the diameter of the cylindrical shaft.

After turning the working body of the harrow at an angle  $\beta$  around axis  $Oz$  (Fig. 1) and taking into account its rotation around its own axis with an angular velocity  $\omega$ , the trajectory of the movement of the arbitrary point on the surface of the working body will be written down as a function of time:

$$\begin{aligned} x(t) &= (h\alpha - u \sin\varphi) \cos\beta + (u \cos\varphi - p) \sin\beta \sin(\alpha + \omega) \\ y(t) &= (h\alpha - u \sin\varphi) \sin\beta - (u \cos\varphi - p) \cos\beta \sin(\alpha + \omega) \\ z(t) &= p \cos(\alpha + \omega) + u \cos\varphi \sin(\alpha + \omega) \end{aligned} \quad (2)$$

The speed of an arbitrary point on the surface is determined by differentiating dependence (2). There will be:

$$\bar{V} = \dot{x}(t) \cdot \bar{i} + \dot{y}(t) \cdot \bar{j} + \dot{z}(t) \cdot \bar{k}. \quad (3)$$

The relative speed of the soil movement at the entrance to the working area of the unit in the fixed coordinate system  $OXYZ$ , associated with the soil  $V_0=0$ , in the coordinate system of the aggregate will be equal to  $V_2 = -\bar{V}$ .

The relative speed of the movement  $V_{rel}$  of an arbitrary point of the screw-type working body relative to the soil will be equal to:

$$\bar{V}_{rel} = \bar{V} - \bar{\omega} \times \bar{r}, \quad (4)$$

where  $\vec{V}$  – the vector of the speed of the aggregate;  $\vec{\omega} \times \vec{r}$  – the vector of the speed of the surface element of the working body with angular velocity  $\vec{\omega}$  and the radius of rotation  $\vec{r}$ .

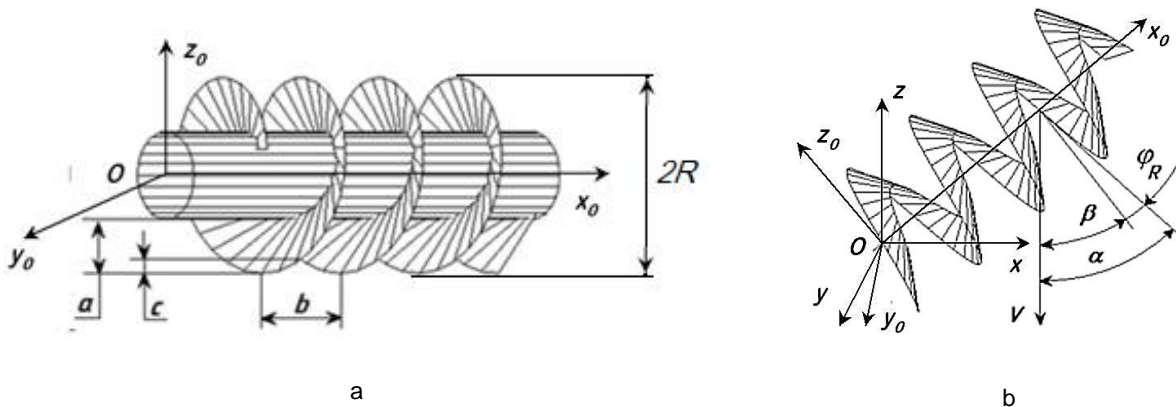


Fig. 1 - Projections of the soil-cultivating helical surface of the screw-type working body  
 a – the depth of tillage, c – the height of the crests, b – the distance between the crests

To determine the loading parameters, the kinematics of turning of the working body will be considered, the axis of which is inclined at an angle  $\beta$  to axis  $OX$  of the fixed coordinate system  $OXYZ$ , associated with the soil, in which axis  $OY$  is directed in the direction of the movement of the aggregate, and axis  $OZ$  is directed vertically to the soil surface.

When the aggregate is moving at speed  $V$ , the passive working body is rolled with penetration into the soil to the tillage depth  $h=a$ , by the way, without slipping, a cylindrical surface with a radius  $r_0$  will be rolled along a plane, buried from the soil surface to depth  $h_N$  :

$$r_0 = R - a + h_N \tag{5}$$

where  $R$  – the external radius of the screw-type spiral;  $h_N$  – the depth of the neutral layer  $h_N < a$ .

Accordingly, the angular speed of rotation of the screw-type working body, set at an angle  $\beta$  to the front of processing, is determined as:

$$\omega = \frac{V}{r_0 \cos \beta} \tag{6}$$

Therefore, each point of the working body with a radius less than  $r < r_0$  will describe a curve called a shortened trochoid, and with radius  $r > r_0$  – a curve called an elongated trochoid of this kind:

$$\begin{cases} y = r_0 - r \sin \alpha \cos \beta \\ z = r_0 - r \cos \alpha \end{cases} \tag{7}$$

Fig. 2 shows the trajectory of the movement of the points of the screw-type working body during its rolling along the neutral layer ( $z = 0$ ) in accordance with radius  $r < r_0$  and  $r > r_0$ .

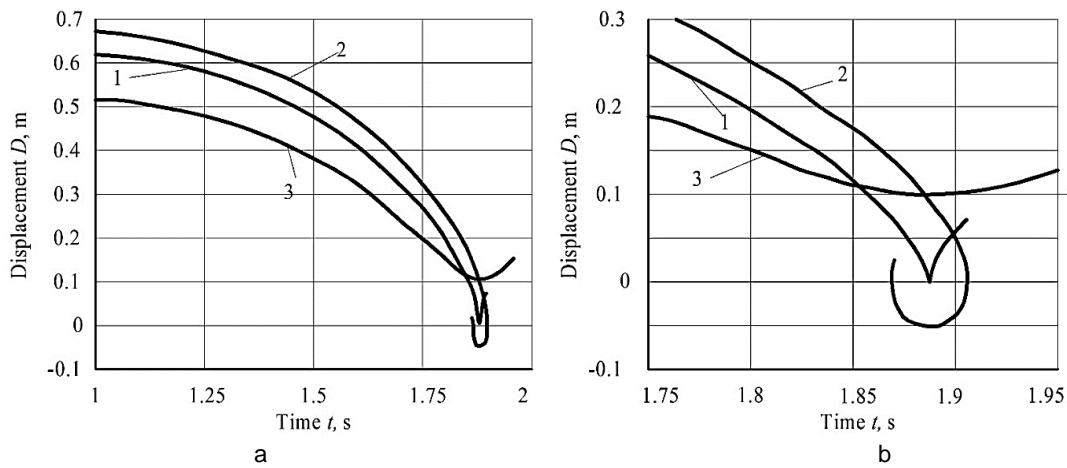
Since each point of the screw-type working body in its own coordinate system performs a plane-parallel movement, it is advisable to determine their speeds, using the method of the instantaneous center of velocities, which is located at a distance  $z_C = r_0$  from the axis of the working body, and in plane  $yOz$  having coordinates  $C(y_C; z_C)$ , where  $y_C = 0; z_C = -r_0$ . Determination of the speeds of the implement in relation to the mass of the cultivated soil is necessary to establish the nature of cutting and the distribution of forces on the surface of the implement.

The arm  $l_A$  of the arbitrary point  $A$  of the section of the helix, buried in the soil, the radial parameter and the angular  $\alpha$  are determined according to the formula:

$$l_A = \sqrt{r^2 \cos^2 \alpha + (r \sin \alpha + z_0)^2} \tag{8}$$

For the points, placed on the cutting edge,  $r = R$ , arm  $l_{RA}$  will be equal to:

$$l_{RA} = \sqrt{R^2 + 2Rr_0 \sin \alpha + z_0^2} . \tag{9}$$



**Fig. 2 - The trajectory of movement of the points of the screw-type working body during its rolling along the neutral layer ( $z = 0$ ) of the soil (a) with the rolling radius**  
 1 –  $r = 0.3$  m, 2 –  $r = 0.2$  m and 3 –  $r = 0.35$  m

Accordingly, the absolute speed  $V_A$  of the specified point in the fixed coordinate system  $OXYZ$  will be  $V_{Ay} = |\omega|l_{RA}$ . Its projections on the  $Oy_0$  axis and on the  $Oz_0$  axis, respectively, will be equal to  $V_{Ay} = |\omega|l_{RA}$ . Its projections on axis  $Oy_0$  and on axis  $Oz_0$ , respectively, will be equal to:

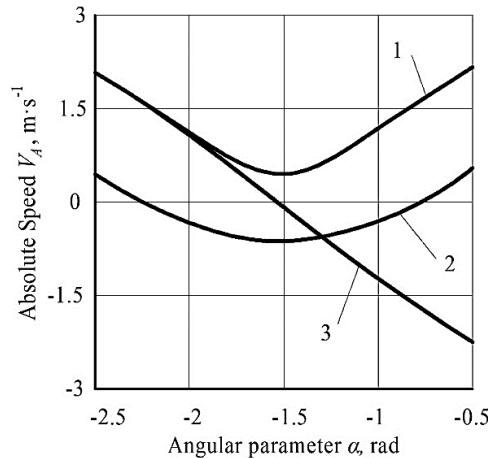
$$V_{Ay0} = \omega R \cdot \cos\alpha \tag{10}$$

$$V_{Az0} = -\omega(R \cdot \sin\alpha + r_0) \tag{11}$$

The change in speed and its components is shown in Fig. 3. In the coordinate system of the aggregate, the vertical component will not change, while the horizontal component will expand into the  $Oy$  and  $Oz$  axes (Fig. 4). In this connection:

$$V_{Ay} = \omega \cdot R \cdot \cos\alpha \cdot \cos\beta \tag{12}$$

$$V_{Az} = -\omega(R \cdot \sin\alpha + r_0) \cdot \sin\beta \tag{13}$$



**Fig. 3 - Change in the absolute velocity of point  $V_A$  at the edge of the screw with radius  $R = 0.28$  m at the aggregate velocity  $V = 2$  m s<sup>-1</sup> from its angular parameter  $\alpha$**

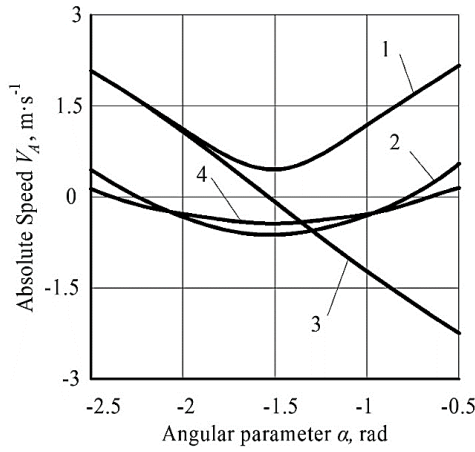
1 – absolute velocity  $V_A$ ; 2 – projection  $V_A$  onto the axis of the system screw  $Oy_0$ ; 3 – projection  $V_A$  onto the axis of screw  $Oz_0$

Let us consider the speed components of the movement of the points of the cutting edge in the direction of the normal to the cutting surface and the tangent.

A normal direction is set by the radius of the vector, directed from an arbitrary point of the edge (point  $A(R; \alpha)$ ) to the axis of rotation of the screw. The tangential component of the speed of point  $A(R; \alpha)$  is directed along the tangential cutting surface in the direction of rotation and is directed perpendicular to the radius of the vector and the axis of rotation of the screw. Accordingly, the indicated speed components of point  $A(R; \alpha)$  are determined by the following dependencies:

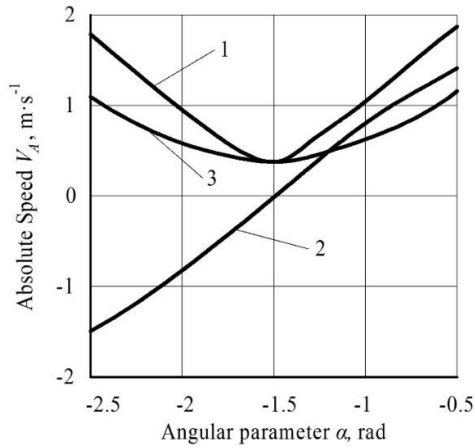
$$V_{An} = V_{Ay} \cdot \cos(\alpha) + V_{Az} \cdot \sin(\alpha); \tag{14}$$

$$V_{At} = -V_{Ay} \cdot \sin(\alpha) + V_{Az} \cdot \cos(\alpha). \tag{15}$$

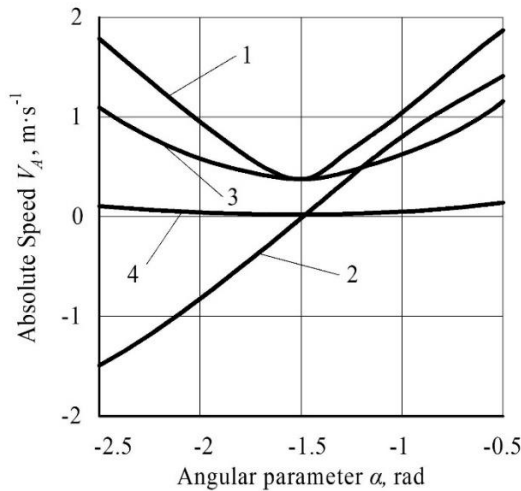


**Fig. 4 - Change in the absolute velocity of point  $V_A$  on the edge of the propeller with radius  $R = 0.28$  m at the aggregate velocity  $V = 2$  m·s<sup>-1</sup> from its angular parameter  $\alpha$**   
 1 – absolute velocity  $V_A$ ; 2 – the projection of  $V_A$  onto axis  $Oy$ ; 3 – projection of  $V_A$  onto axis  $Oz$ ; 4 – projection of  $V_A$  onto axis  $Ox$

The change in speeds on the cutting edge is shown in Fig. 5 and Fig. 6.



**Fig. 5 - Change in absolute velocity  $V_A$  of the screw with radius  $R = 0.28$  m at the speed of the aggregate  $V = 2$  m·s<sup>-1</sup> from  $\alpha$**   
 1 – the absolute velocity  $V_A$ ; 2 – the normal component  $V_{An}$ , perpendicular to the soil surface of the screw axis; 3 – the tangential component of  $V_{At}$ , tangential to the soil surface of the axis of the screw system



**Fig. 6 - Change in the absolute speed  $V_A$  of the screw with a radius  $R = 0.28$  m at an aggregate speed  $V = 2$  m·s<sup>-1</sup> from  $\alpha$  to the line of the helical edge**  
 1 – the absolute velocity  $V_A$ ; 2 – the normal component  $V_{An}$  to the line of the screw-type edge; 3 – the tangential component  $V_{At}$  to the line of the screw-type edge; 4 – the binormal component  $V_{Ab}$  to the line of the screw-type edge

The tangential component of an arbitrary point  $A(R; \alpha)$  is decomposed into a component in the direction of the blade (tangential to the edge line)  $V_{At}$  and a shear component along the soil (along the binormal to the edge line)  $V_{Ab}$ :

$$V_{At} = V_{Ar} \cdot \cos(\varphi_R) \tag{16}$$

$$V_{Ab} = V_{Ar} \cdot \sin(\varphi_R) \tag{17}$$

Let us consider interaction of the passive screw-type working body with the soil. A screw with an outer radius  $R$  and an inner radius  $r_0$  deepens into the soil to depth  $a$ , forming a submerged helical segment cut off by a plane  $z=a$ .

Area  $S$  of the section of the helical surface, buried by value  $a$  is defined as the integral over angle  $\alpha$  in the coordinate system of the section  $y_0Oz_0$ , normal to the axis of the helix, running the value from  $\alpha_1 = \pi + \arccos(1-a \cdot R^{-1})$  to  $\alpha_2 = 2\pi - \arccos(1-a \cdot R^{-1})$ . Considering the symmetry of the screw-type segment, the area of the recessed section will be equal to:

$$S = \int_0^{\arccos(1-a/R)} \left( R\sqrt{R^2 + b^2} - \frac{R-a}{\cos \alpha} \sqrt{\frac{(R-a)^2}{\cos^2 \alpha} + b^2} \right) d\alpha \tag{18}$$

The working helical surface is affected by the distributed pressure force directed along the normal and the corresponding friction forces from the mutual displacement of the soil relative to the helical surface, the direction of which is opposite to the relative force vector. Taking into account expression (1), the normal to the surface of the straight helicoid in vector form is defined as follows:

$$\bar{n}_{uv} = \sin \alpha_p \sin v \bar{i} - \sin \alpha_p \cos v \bar{j} + \cos \alpha_p \bar{k} \tag{19}$$

where  $\alpha_p = \arctg[T / (2\pi u)]$  – the elevation angle of the helix with a running radial parameter  $u=r$ ;  $T$ –spiral step,  $T = 0.2$  m.

The projections of the total forces from the normal pressure  $p = p(r; \alpha)$  are equal, on plane  $y_0Oz_0$  they are an integral part of the axial load onto the screw, and the projections on plane  $x_0Oz_0$  are the component of the force that are turning the working passive body. Similarly, the projections of the contacting distributed forces  $|\tau| = \mu|p|$  on these planes is the second component of the resulting forces. Here  $\mu$  is the coefficient of friction of the working body to the soil surface.

Since it will be taken into account that tillage is carried out on the soil that has already been pre-treated, and in this case a relatively small depth of tillage is used, in the further study the distributed value of soil pressure will be replaced with its indirect value  $p(r; \alpha) = p_c = \text{const}$ . Accordingly, the projections of the total forces on planes  $y_0Oz_0$  and  $x_0Oz_0$  will be equal:

$$P_{yOz} = p_c \cdot S_{yOz} \tag{20}$$

$$P_{xOz} = p_c \cdot S_{xOz} \tag{21}$$

where  $S_{yOz}$  and  $S_{xOz}$  – projections of the working area of the screw (screw segment) onto the corresponding coordinate planes of system  $Ox_0y_0z_0$ .

Next,  $S_{yOz}$  and  $S_{xOz}$  are defined. The surface of the helical segment onto plane  $y_0Oz_0$  is projected into a circular segment, the arc of which is equal to  $l_\alpha$ , and the chord, defining the boundary of the soil, is  $l_y$ . They will be respectively equal:

$$l_\alpha = R \cdot \alpha_r = 2R \arccos(1 - a \cdot R^{-1}) \tag{22}$$

$$l_y = \sqrt{2Ra - a^2} \tag{23}$$

The area of the circular segment  $S_{yOz}$  will be equal to:

$$S_{yOz} = R^2 \arccos \left( 1 - \frac{a}{R} \right) - (R-a) \sqrt{2Ra - a^2} \tag{24}$$

The surface of the helical segment onto plane  $x_0Oz_0$  is projected into a segment, limited by a sinusoid and line  $z=a$ , the chord of which is equal to:

$$l_T = 2b \cdot \arccos(1 - a \cdot R^{-1}) \tag{25}$$

The area of the indicated segment  $S_{xOz}$  of the cosine wave is equal to:

$$S_{xOz} = 2R \cdot \cos[\arccos(1 - a \cdot R^{-1})] - 2b(R-a) \cdot \arccos(1 - a \cdot R^{-1}) \tag{26}$$

Dependencies (24) and (26) are inconvenient for engineering calculations, so they are simplified by applying them to the functions, describing the curves into which a helix is projected onto the indicated planes by expanding them into a Maclaurin series.

The helix (1) on the coordinate plane  $y_0Oz_0$  is projected into a circle, the coordinate plane and  $x_0Oz_0$  – in a cosine wave, the equations of which, respectively, will be equal to:

$$z_k = -\sqrt{R^2 - y^2} \tag{27}$$

$$z_c = -R\cos(y/b) \tag{28}$$

Let us expand the circle equation (27) as a function of  $z_k(y)$  in the Maclaurin series:

$$Z_{KM} = -R + \frac{y^2}{2R} + \frac{y^4}{8R^3} \tag{29}$$

Figure 7 shows a graph of function (1), with which the equation of the circle (29) is replaced with a radius  $r = 0.25$  m for the buried area of the soil, with a depth of  $a = 0.1$  m.

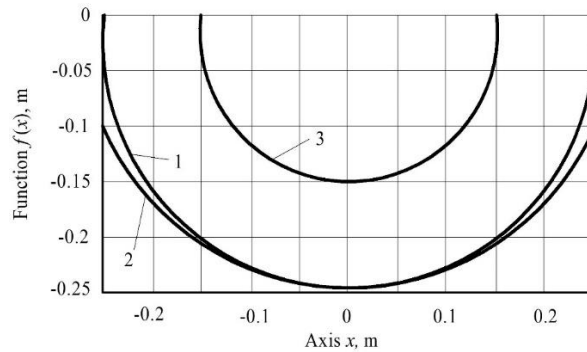


Fig. 7 - Graphs of functions, describing the outer circle with a radius  $R = 0.25$  m – the projections of the helical surface onto the normal plane  $y_0Oz_0$  (1), its approximation by a parabolic function in the Maclaurin series expansion (2), and the inner circle of the projection of the helix of the horizontal soil level line

The Maclaurin series expansion of the cosine equation (28) gives:

$$z_{cM} = -R + \frac{Ry^2}{2b^2} - \frac{Ry^4}{24b^4} + \dots + O(y^6) \tag{30}$$

Fig. 8 shows a graph of function (29), with which will be replaced the cosine equation (30) for the working body with a radius of  $r = 0.25$  m and a step of  $T = 0.2$  m for a buried area with a depth of  $a = 0.1$  m (Fig. 8 a), and a working body with a radius of  $r = 0.28$  m and a pitch of  $T = 0.25$  m (Fig. 8 b) for a recessed area with a depth of  $a = 0.12$  m.

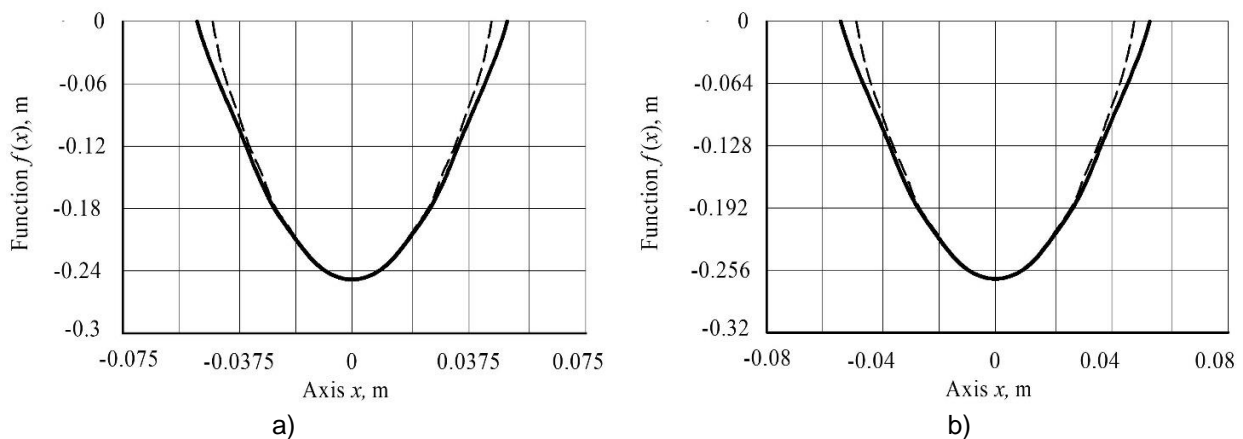


Fig. 8 - Graphs of functions that describe a section of the sinusoid – a projection of the outer edge of the screw (helix) on the vertical longitudinal plane  $x_0Oz_0$  (a solid line), its approximation by a parabolic function by expansion in the Maclaurin series (dashed line), and the horizontal line of the working body with an outer radius  $R = 0.25$  m, step  $T = 0.2$  m (a) and  $R = 0.28$  m, step  $T = 0.25$  m (b)

The analysis of dependences (29) and (30) shows that, with sufficient accuracy for practical calculations, one can restrict oneself to two terms of the expansion, thus approximating these dependences by square parabolas.

Accordingly, the chords of the projection of the helix onto planes  $y_0Oz_0$  and  $x_0Oz_0$  will be equal to:

$$l_{yM} = k_1 \sqrt{Ra} \tag{31}$$

$$L_{xM} = k_2 b \sqrt{\frac{a}{R}} \tag{32}$$

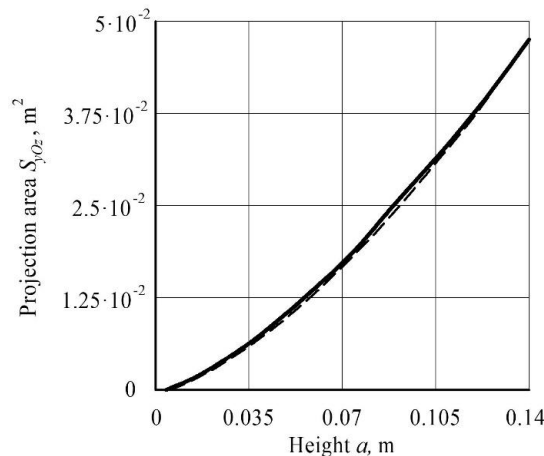
where  $k_1$  and  $k_2$  – consolidated digital coefficients, respectively, for each of the projections.

Using the dependence to determine the areas that are limited by second-order parabolas, the dependences for the projection areas (24) and (26), respectively, will assume the form:

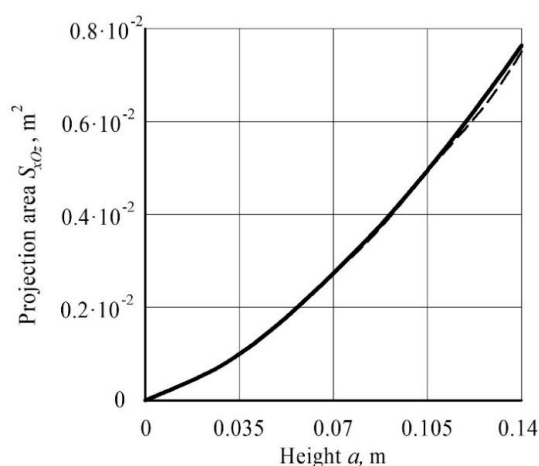
$$S_{xOzM} = \frac{4\sqrt{2}b}{3\sqrt{R}} a^{\frac{3}{2}} = 1,9 \frac{b}{\sqrt{R}} a^{\frac{3}{2}} \tag{33}$$

$$S_{yOzM} = \frac{4\varepsilon\sqrt{2R}}{3} a^{\frac{3}{2}} = 1,7\sqrt{Ra}^{\frac{3}{2}} \tag{34}$$

In Fig. 9 and Fig. 10 there is shown correspondence of the curves with the dependences (24) and (33) for the projection onto plane  $y_0Oz_0$  (Fig. 9) and dependences (26) and (34) for plane  $x_0Oz_0$  – Fig. 10.



**Fig. 9 - Dependence of the projection area  $S_{yOz}$  of the helical segment onto the normal coordinate plane  $y_0Oz_0$  (solid line) upon height  $a$  and its approximation (dashed line) by dependence (33) for a screw with outer radius  $R = 0.28$  m**



**Fig. 10 - Dependence of the projection area  $S_{xOz}$  of the helical segment onto the longitudinal coordinate plane  $x_0Oz_0$  (solid line) and its approximation (dashed line) by dependence (34) for a screw with outer radius  $R = 0.28$  m, pitch  $T = 0.25$  m**

Accordingly, the chord of the screw segment, formed by the surface of the screw-type working body, immersed into the soil, will be equal to:

$$l_{\max M} = k_1 R \sqrt{1 + \frac{k_2^2 b^2}{k_1^2 R^2}} \cdot \sqrt{a} \quad (35)$$

The chord (34) is located in the plane, on which the projection of the helical sector area will be maximum:

$$S_{\max M} = \frac{2k_1}{3} \sqrt{1 + \frac{k_2^2 b^2}{k_1^2 R^2}} \cdot a^{\frac{3}{2}} \quad (36)$$

The indicated area projection practically corresponds to the area of the helical segment, immersed into the soil, and dependence (35) with an error of not more than 2% can be used to calculate the area instead of dependence (12).

When the helical section is inclined at an angle  $\beta$  to the front of the movement of the aggregate, the area of the helical segment, the area of which is determined by dependence (12) or approximated (36), is projected onto the frontal coordinate plane  $xOz$  of the coordinate system of the aggregate  $Oxyz$  and, accordingly, plane  $xOz$  of the fixed coordinate system  $OXYZ$ , connected with the soil, into a paraboloid segment, the chord of which will be equal to:

$$l_{x\beta} = l_x \cos \beta + l_y \sin \beta = k_1 \sqrt{Ra} \sin \beta + k_2 b \sqrt{\frac{a}{R}} \quad (37)$$

Dependence (37) can be represented as:

$$l_{x\beta} = \frac{\sqrt{Ra}}{\sqrt{1 + \frac{k_2^2 b^2}{k_1^2 R^2}}} \sin(\varphi_\beta + \beta) \quad (38)$$

parameter, which is determined by the angle.

Accordingly, the area of the frontal surface of the working zone of the coil on plane  $XOZ$ , which has the shape of a paraboloid segment, will be equal to:

$$S_{xoz} = \frac{2}{3} l_{x\beta} \cdot a = \frac{R}{\sqrt{1 + \frac{k_2^2 b^2}{k_1^2 R^2}}} \cdot a^{\frac{3}{2}} \sin(\varphi_\beta + \beta) \quad (39)$$

The cutting forces act upon the cutting edge of the helical surface. Their normal components, directed perpendicular to the edge in the plane of the helical working surface and directed towards its axis, are characterized by a load, distributed along the edge with intensity  $q_n = q_n(\alpha)$ , and the contacting components are characterized by a distributed load with intensity  $q_t = q_t(\alpha)$ , which are directed along the tangent to the edge and directed in the direction of rotation of the passive screw-type working body. Cutting into the soil passes along the leading edge of the helical segment, the arc length of which is determined according to expression (15). Expanding this dependence  $l_\alpha = l_\alpha(\alpha)$  into a descending Maclaurin series, a simplified approximate dependence  $l_\alpha$  is obtained:

$$l_\alpha = 2(2aR)^{1/2} \cdot (1 + a \cdot (12R)^{-1}) \quad (40)$$

For the screw-type working bodies with a radius  $R \leq 0.3$  m, dependence (22) with an error of less than 1% can be written as:

$$l_\alpha = 5.7(aR)^{1/2} \quad (41)$$

Considering that the edge of the screw-type working body cuts into the soil both in the normal and tangential directions and the speed of movement of the edge in these directions according to (14) – (16) is commensurate (Fig. 5, 6), then the cutting has a complex character with normal and tangential movement of the blade. Let us assume that the intensity of the distributed normal cutting components is constant and proportional to the value of the bearing resistance (hardness) of the soil  $\sigma_{lim}$ ,  $q_n = K_q \sigma_{lim} \cdot V_{n\sigma}$ , where the resulting speed of the edge blade is given, which is 2/3 of the maximum value  $V_{An}$  determined by dependence (14). Here  $K_q$  depends on the sharpness of the edge blade. Then the power, consumed for cutting the cutting edge of the screw along the normal, taking into account its entire length of its cutting section will be equal to:

$$N_{p,n} = q_n l_\alpha V_{n\sigma} = 2.85 K_q \sigma_{lim} V_{n\sigma} (aR)^{1/2} \quad (42)$$

The power from the tangential components of the cutting force of the edge blade is  $N_{p,\tau} = \mu N_{p,n}$ , where  $\mu$  is the coefficient of the soil friction along the edge.



Accordingly, the total power at the edge (blade) of the screw is:

$$N_p = K_p \sigma_{lim} (1 + \mu) V_{n,\alpha} (aR)^{1/2} \quad (43)$$

where  $K_p$  – the integral cutting factor,  $K_p = 2.85 K_q$ .

The power, consumed for the resistance of the soil to its movement by the passive working body, is determined mainly by the friction forces along the helical surface since the normal speeds  $V_{Ab}$  are insignificant (Fig. 6), but the normal component forces are partially mutually compensated by the rotation of the passive working body.

Accordingly, the power to move the soil will be proportional to the area of the screw sector, the coefficient of friction  $f$  (taking into account the soil sticking to the working surfaces of the screw) and the hardness of the soil.

Taking into account (34), the power to move the soil will be written in the following form:

$$N_n = K_n \sigma_{ep} V_{n,\tau} a^{1/2} \cdot a^{3/2} = K_n \sigma_{ep} V_{n,\tau} a^2 \quad (44)$$

where  $V_{n,\tau}$  – the reduced value of the average speed of the screw moving relative to the soil, in the first approximation equal to 3/4 of value  $V_{at}$ , determined from the dependence (16).

The analysis of dependences (42) and (43) shows that the cutting power is proportional to the square root of the deepening of the working body ( $a^{1/2}$ ), and the radius of the working body ( $R^{1/2}$ ) is directly proportional to the aggregation speed  $V$ . The power to move the soil is non-linearly proportional to the tillage depth ( $a^{1/2}$ ), the radius of the working body ( $R^{1/2}$ ) and is directly proportional to the aggregation speed  $V$ .

Since for the passive working bodies the analytical determination of the components of the load on the screw working body is laborious, in particular, it is difficult to determine the center of instantaneous speeds, then for preliminary calculations of the energy consumption for tillage by a harrow with screw-type working bodies, it is possible to carry out simplified calculations.

In particular, the integral work of displacement, cutting in and compaction can be determined from the displaced volume using Fink's formula:

$$dA_1 = p_{cp} \cdot \ln(1 + \varepsilon) dV_1 \quad (45)$$

where  $p_{cp}$  is the average pressure on the screw-type working body;  $\varepsilon$  – the linear soil compaction in the direction of movement of the aggregate up to 0.1;  $dV_1$  – elementary volume undergoing compaction.

Accordingly, the power for moving, cutting in and compacting:

$$N_1 = p_{cp} \cdot (1 + \varepsilon) \cdot B \cdot h \cdot V \quad (46)$$

where  $B$  is the grip width;  $h$  – the processing depth;  $V$  – the speed of the aggregate.

The work, spent to provide kinetic energy to the soil particles by a screw-type working body at the loosening stage, is equal to:

$$dA = \rho_v \cdot v_v^2 \cdot dV_2 \quad (47)$$

where  $\rho_v$  – the bulk density of the soil;  $dV_2$  – the elementary volume gaining speed  $V_2$ .

The power, spent for loosening and providing soil particles with kinetic energy, is equal to:

$$N = \rho_v \cdot k_v \cdot V_{2c}^2 \cdot B \cdot h \cdot V \quad (48)$$

where  $k_v$  – the coefficient of reduction of the particle velocities to the average  $k_v = 1.05 \dots 1.10$ .

The work, spent to overcome the friction of the soil against the screw-type working body, is equal to:

$$dA_3 = p_{cp} \cdot \mu \cdot l_w \cdot dS \quad (49)$$

where  $\mu$  – the friction coefficient;  $dS$  – the surface element of the screw;  $l_w$  – the length of the movement (path) of the soil along the surface of the working body.

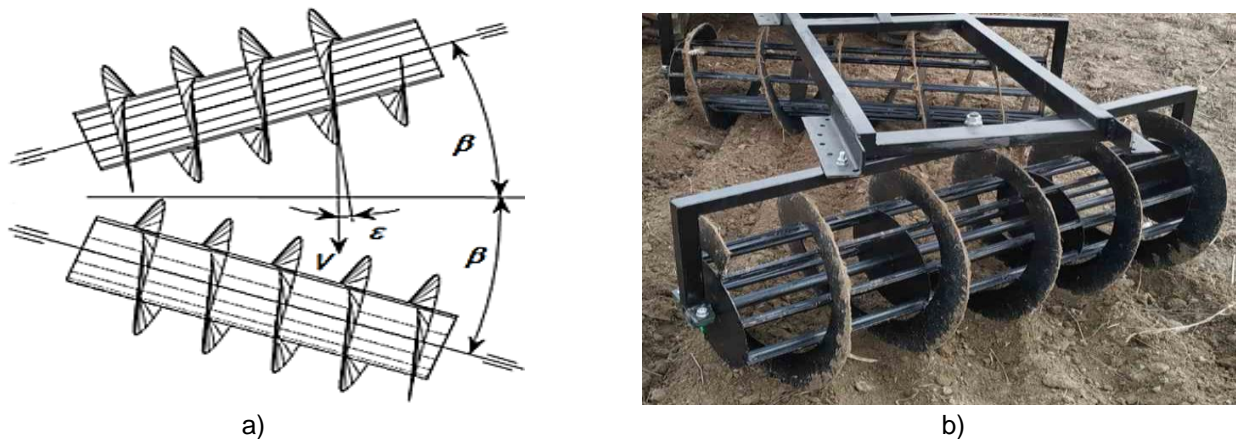
Accordingly, the power consumed to overcome the frictional resistance is equal to:

$$N_3 = \mu \cdot p_{cp} \cdot S_c \cdot V_{rel} \quad (50)$$

where  $S_c$  – the total area of the particle of the screw-type working body, buried in the soil;  $V_{rel}$  – relative speed of the movement according to (14).

In Fig.11, on a scale, there are built the frontal and the horizontal projections of the screw-type working body for surface tillage to a depth of  $a = 0.10$  m, with a pre-set distance between the ridges  $b = 0.2$  m, with the designation of the rear angle  $\varepsilon$ . The design characteristics of this working body are: radii –  $R = 0.25$  m,  $r = 0.15$  m, the screw parameter –  $h = 0.0416$ . As a result of interaction with the soil, a reaction force arises, which will put pressure on the working surface of the coil.

The component of this force will try to shift the working body to the side, perpendicular to the direction of its movement. To balance this moment of force, it is advisable to arrange the aggregate in the form of two working bodies, as shown in Fig. 11. The surface of the second working body must have a turn rib with the opposite direction of winding and the direction of rectilinear generatrices, as shown in Fig. 11. The cylindrical shaft for the tool is chosen taking into account the pre-set depth and tillage. Also, with this option it is possible to reduce the height of the ridges  $c$  and the distance  $b$  between the ridges (Fig. 3).




**Fig. 11 - A soil-cultivating harrow, consisting of two screw-type working bodies**  
a – a structural diagram; b – a general view

To avoid clogging of the inter-coil space with soil and plant residues, it is proposed to make the cylindrical shaft lattice.

The working body works like a disc soil-cultivating tool, that is, the profile of the cultivated field has ridges and depressions. At the moment of contact of the blade with the field surface, there are angles, similar to the angles of attack and roll for the disc tillage implements. It is possible to change the angle of roll by changing the inclination of the rectilinear generatrix of the surface with respect to its axis.

The developed working body has a simple design and low metal consumption. Unlike the disc tillage implements, it does not require individual bearing assemblies to mount individual tillage discs. Installation of one section of the screw tillage body is carried out using two bearing units, located at the ends of the section.

To determine the impact of the design, kinematic and technological parameters of the developed versions of the harrow with screw working bodies (independent factors ( $x_i$ )) on the energy-power indicators of the aggregate displacement, experimental studies were used on the manufactured pilot plant, a general view of which is shown in Fig. 12.



**Fig. 12 - General view of the experimental setup and equipment for determination of the traction resistance of a harrow with screw-type working bodies**

The harrow with a screw-type working body 8 was set in motion with the help of a cable 6, which, in the process of moving, was wound on a drum 5, fixed on a low-speed gearbox shaft 4, driven by an electric motor 3.

The Altivar 71-1 frequency converter and the Power Suite v.2.5.0 software, contained in PC 2, were used to start the engine and adjust its speed. The electric motor 3 and gearbox 4 are rigidly fixed at the beginning of the soil channel in order to be stationary, and only the harrow was movable.

After the completion of the process of moving the harrow with screw-type working bodies in the Power Suite window on the computer display, data were obtained about the change in torque and engine power over time.

The scheme of the experiment: the implementation of the technological process by the aggregate for the purpose of surface loosening of the soil, closing moisture, planting seeds, destroying weeds, as well as for leveling the microrelief, created by pre-treatment. The number of repetitions is three. The minimum length of the path of the aggregate was 25 m. It was determined from the conditions that the permissible error does not exceed 2%, and the reliability is equal to 0.95.

In experimental studies, a planar method was used, which ensures the determination of the resulting force, acting between the electric motor with a gearbox and the harrow in one plane (longitudinal-vertical). Before each stage of the experiment the harrow with a screw-type working body was located in the extreme right position, the soil in the channel was preliminarily prepared according to the readings of the hardness tester.

The results of the research in the soil channel of the proposed harrow with a screw-type working body were illuminated in the computer display window.

Further, according to the peak values, the results obtained were recorded in tables.

The experimental research program included research into the change in the value of the horizontal component  $P_x$  of the resistance forces from the speed of the harrow  $V$  at various values of the angle of attack of the screw body  $\beta$  and the depth of processing  $h$ . To obtain the values of the studied quantity, there were used the peak (maximum) values, obtained from the data studies.

To determine the impact of the parameters of the technological and kinematic processing and the design parameters of a harrow with screw-type working bodies upon the traction resistance of the experimental version of the harrow (optimization parameter  $P_x$ ), a full-factor experiment PFE-3<sup>3</sup> was performed, that is, determination of the dependence of the horizontal component  $P_x$  of the resistance forces on the changes in the three main speed factors of the harrow movement  $V$ , km·h<sup>-1</sup>, angle of attack  $\beta$  of a battery of the screw-type working bodies, deg., and the processing depth  $h$ , m, i.e.  $P_x = f(V, \beta, h)$ . Since during the experiments the variable independent factors are heterogeneous and have different units of measurement, and the numbers, expressing the value of these factors, are of a different order, they were led to a unified system of calculations by moving from real values to encoded ones, presented in Table 1.

After coding the factors a plan-matrix of the corresponding multifactorial experiment of the PFE type 3<sup>3</sup> was compiled for the number of experiments  $N = 3^3$ . Experiments were performed with five-fold repeatability.

**Table 1**

**The results of coding the factors and the levels of their variation in the study of the traction resistance of a harrow with a screw-type working body**

Factors	Designation		Interval of variation	Levels of variation, natural/coded		
	Parameter value indicated as a code	Parameter value in the form of its natural value				
Speed of the harrow, $V$ , km·h <sup>-1</sup>	$X_1$	$x_1$	3	4/-1	7/0	10/+1
Angle of attack of the screw-type body, $\beta$ , deg.	$X_2$	$x_2$	15	10/-1	25/0	40/+1
Depth of tillage, $h$ , m	$X_3$	$x_3$	0.02	0.08/-1	0.1/0	0.12/+1

A general view of the regression equation of the traction resistance of a harrow with a screw-type working body, depending on the change in the speed of the harrow  $V$ , km·h<sup>-1</sup>, the angle of attack  $\beta$  of the battery of the screw-type working bodies, deg., and the processing depth  $h$ , m, i.e.  $P_x = f(V, \beta, h)$ , has the form:

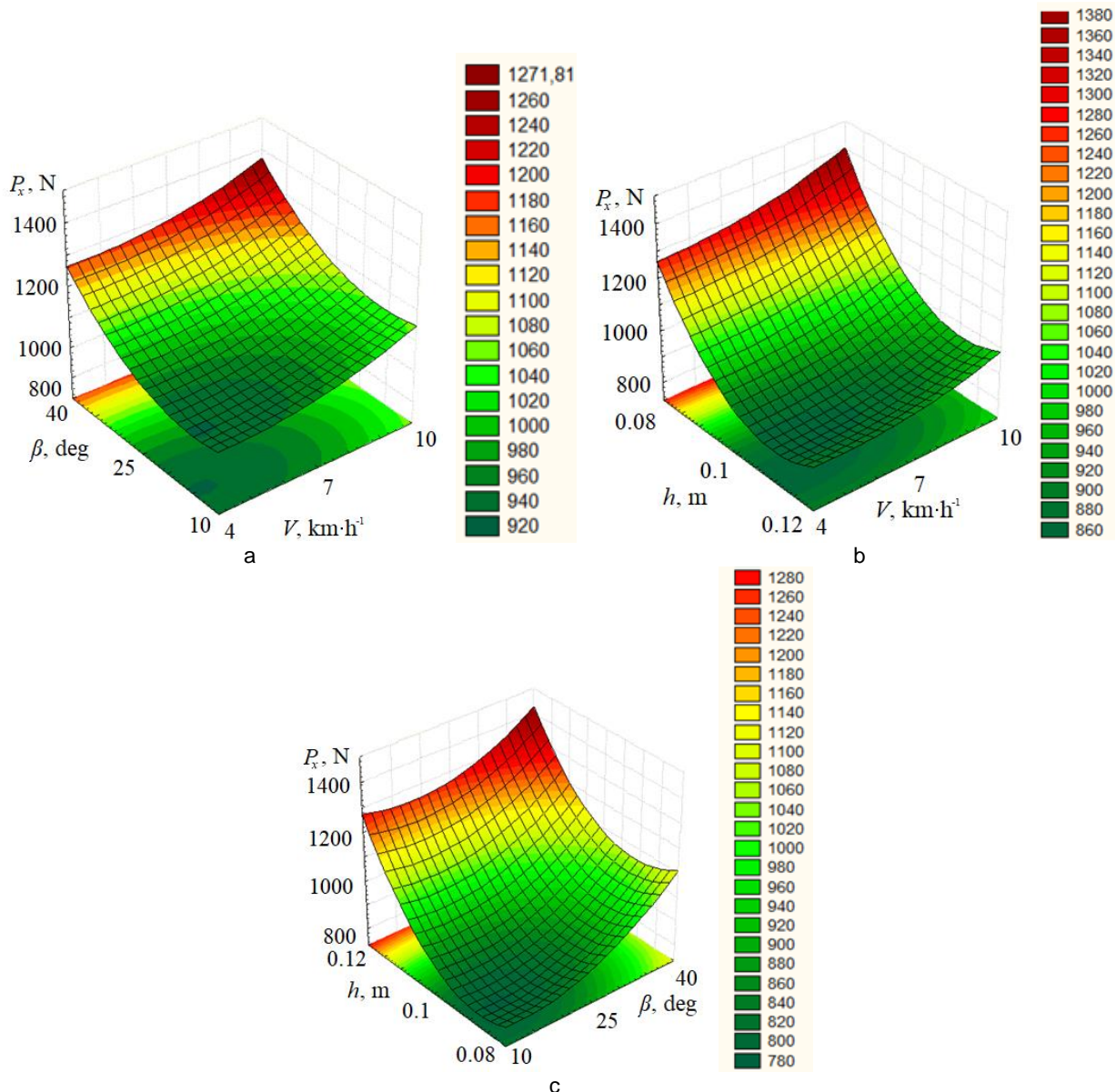
$$P_x = 423.64 + 821.58h + 219Vh + 0.296\beta^2 - 12.21\beta h + 46726h^2 . \tag{51}$$

The obtained regression equation (51) may be used to determine the traction resistance of a harrow with a screw-type working body  $P_x$ , depending on the change in the speed of the harrow  $V$ , the angle of attack  $\beta$  of a battery of the screw-type working bodies and the tillage depth  $h$ , when tilling the soil.

**RESULTS**

Using the Statistica-6.0 software for the PC, a graphical reproduction of intermediate general regression models was built in the form of quadratic response surfaces and their two-dimensional sections of the traction resistance of a harrow with a screw-type working body  $P_x$  (force that acts in the horizontal plane) as a function of two variable factors  $x_{i(1,2)}$  at a constant level of the corresponding third factor  $x_{i(3)} = \text{const}$ .

Graphical values of the results of the dependence of traction resistance, obtained by using Statistica-6.0, are shown in Fig. 13.



**Fig. 13 - The response surface of the dependence of the traction resistance of a harrow with a screw-type working body, when tilling the soil:**  
 a –  $P_x(V, \beta)$ ; b –  $P_x(V, h)$ ; c –  $P_x(\beta, h)$

Analysis of the regression equations shows that the following factors have the greatest impact upon the change in traction resistance: the depth of tillage  $h$  and the angle of attack  $\beta$  of a battery of screw-type working bodies. In general, an increase in traction resistance is caused by all factors:  $h$ ,  $\beta$  and  $V$ . It is evident from Fig.13 that, with an increase in the factors  $h$ ,  $\beta$  and  $V$ , the value of traction resistance increases. It has been found that an increase in the speed of the harrow  $V$  from 4 m·s<sup>-1</sup> to 10 m·s<sup>-1</sup> leads to an increase in

traction resistance  $P_x$  by 9.8%. Increasing the angle of attack  $\beta$  from 10 deg. to 40 deg. leads to an increase in traction resistance  $P_x$  by 26.3%. An increase in the working depth  $h$  from 0.08 m to 0.12 m leads to an increase in traction resistance  $P_x$  by 29.8%. The angle of attack of a battery of screw-type working bodies  $\beta$  and the speed of the harrow  $V$  have a less significant effect.

## CONCLUSIONS

1. It has been established that the cutting power of the soil by a screw-type working body of a transport-technological agricultural machine is proportional to the square roots of the penetration of the working body ( $a^{1/2}$ ) and the radius of the working body ( $R^{1/2}$ ) and is directly proportional to the speed  $V$  of the transport-technological agricultural machine. The power to move the soil depends on the depth of processing ( $a^{1/2}$ ), the radius of the working body ( $R^{1/2}$ ) and is directly proportional to the speed  $V$  of the machine.

2. Regression dependencies have been obtained to determine traction resistance when cultivating the soil a harrow with screw-type working bodies. It was found that the depth of tillage  $h$  has a dominant influence upon the value of traction resistance  $P_x$ , then angle of attack  $\beta$  of a battery of screw-type working bodies, but the change in the speed of the harrow  $V$  has the least impact. The constructed response surfaces of the dependence of traction resistance  $P_x$  during tillage by a harrow with screw-type working bodies, using the software "Statistica-6.0" for Windows, showed that an increase in the speed of the harrow  $V$  from 4 km·h<sup>-1</sup> to 10 km·h<sup>-1</sup> leads to an increase in traction resistance  $P_x$  by 9.8%. An increase in the angle of attack from 10 deg. to 40 deg. leads to an increase in traction resistance  $P_x$  by 26.3%. An increase in the tillage depth  $a$  from 0.08 m to 0.12 m leads to an increase in traction resistance  $P_x$  by 29.8%.

3. The difference between the calculated and experimental values of traction resistance ranges from 9.6...11.2%, which confirms the adequacy of the mathematical model.

## REFERENCES

- [1] Bulgakov, V., Ivanovs, S., Kuvachov, V. & Prysiazhniuk, D. (2021). Investigation of the influence of permanent traffic lane properties on rolling of bridge agricultural equipment wheels. *Acta Technologica Agriculturae*, 24(2), 97-102.
- [2] Bulgakov, V., Aboltins, A., Ivanovs, S., Beloev, H., Nadykto, V., Ihnatiev, Y. & Olt, J. (2022). Theory of movement of Machine-Tractor unit with trailer haulm harvester machine. *Applied Sciences (Switzerland)*, 12(8)
- [3] Gevko, B.M., Rogatynsky, R.M. (1989). Screw feeders of agricultural machines. *Lvov. Great school*. 176 p.
- [4] Hevko, R. B., Klendiy, M. B., Klendiy, O. M. (2016). Investigation of a transfer branch of a flexible screw conveyer. *INMATEH – Agricultural Engineering*, 48(1), 29–34.
- [5] Hevko, R. B., Rozum, R. I., Klendiy, O. M. (2016). Development of design and investigation of operation processes of loading pipes of screw conveyors. *INMATEH – Agricultural Engineering*, 50(3), 89-94.
- [6] Hevko, R.B., Liubin, M.V., Tokarchuk, O.A., Lyashuk, O.L., Pohrishchuk, B.V., & Klendii, O.M. (2018). Determination of the parameters of transporting and mixing feed mixtures along the curvilinear paths of tubular conveyors. *INMATEH – Agricultural Engineering*, 55(2), 97-104.
- [7] Ivan Gh., Vlăduț V., Ciuperca R., Moise V. (2017). Kinematic scheme of the equipment to reed harvesting machine MRS. *16th International Scientific Conference "Engineering for rural development"*, 841-847.
- [8] Khaylis, G.A. (1990). Calculation of the working bodies of soil-cultivating machines: a tutorial. *Kyiv: UMK VO*, 83 p.
- [9] Klendii, M.B., Pilipaka, S.F. (2016). An analytical model of the installation of spherical disks for the determination of geometric and technological characteristics. *Scientific Bulletin of the National University of Bioresources and Nature Conservation of Ukraine*, 241, 140–150.
- [10] Klendii, M.B., Klendii, O.M. (2016). Interrelation between incidence angle and roll angle of concave disks of soil tillage implements. *INMATEH Agricultural Engineering*, 49(2), 13–20.
- [11] Lech, M. (2001). Mass flow rate measurement in vertical pneumatic conveying of solid. *Powder Technology*, 114(1–3), 55-58.
- [12] Manjula, E.V.P.J., Hiromi, A.W.K., Ratnayake C., & Melaaen M.C. (2017). A review of CFD modelling studies on pneumatic conveying and challenges in modelling offshore drill cuttings transport. *Powder Technology*, 305, 782-793.

- [13] Pastushenko, S.I., Klendiy, M.B., Klendiy, M.I. (2020). The study of agrotechnological indications in the quality of soil processing by a harrow with screw working bodies. *Science bulletin TDATU*. 10(1), 1-12.
- [14] Pylypets, M.I., Gevko, I.B., Pik, A.I. (2000). Optimization of the working body with a spring shaft for flexible screw conveyors. *Bulletin of the National University "Lviv Polytechnic": "Optimization of manufacturing processes and technical control in machine-building and auxiliaries"*, 412, 84–91.
- [15] Tian, Y., Yuan, P., Yang, F., Gu, J., Chen, M., Tang, J., Su, Y., Ding, T., Zhang, K., & Cheng, Q. (2018). Research on the principle of a new flexible screw conveyor and its power consumption. *Applied Sciences*, 8(7), article number 1038.
- [16] Tripathi, N., Sharma, A., Mallick, S.S., & Wypych, P.W. (2015). Energy loss at bends in the pneumatic conveying of fly ash. *Particuology*, 21, 65-73.
- [17] Tsarenko, O.M., Voityuk, L.M., & Shvayko, M.V. (2003). Mechanical-technological properties of agricultural materials. *Kyiv: Meta*.
- [18] Wang, D.-X. (2012). Research on numerical analysis and optimal design of the screw conveyor. *Univ. Technol.*, 27, 32-36.
- [19] Yao, Y.P., Kou, Z.M., Meng, W.J., & Han, G. (2014). Overall performance evaluation of tubular scraper conveyors using a TOPSIS-based multi-attribute decision-making method. *Scientific World Journal*, 2014, article number 753080.

## Basic parameters

Current number	Name of the parameter	Symbol of the parameter	Unit of measurement
1.	the screw helicoid parameter (ratio of helicoid pitch to full revolution)	$q$	m
2.	the inclination angle of the cutting edge axis of the helicoid surface	$\beta$	deg
3.	the elevation angle of the turning edge	$\varphi$	deg
4.	the length of the rectilinear generatrix from the current point on the helix to the point on the surface	$u$	m
5.	the diameter of the cylindrical shaft	$p$	m
6.	the angle of rotation of a point around the axis of the surface during its movement on a helical line located on a cylinder of radius $p$	$\gamma$	deg
7.	angular speed of the working body	$\omega$	s <sup>-1</sup>
8.	the depth of tillage	$a$	m
9.	the height of the crests	$c$	m
10.	the distance between the crests	$b$	m
11.	angle of attack of the working body	$\alpha$	deg
12.	helix line elevation angle	$\varphi_R$	deg
13.	the vector of the speed of the aggregate	$\overline{V}$	m·s <sup>-1</sup> , km·h <sup>-1</sup>
14.	the relative speed of the movement of an arbitrary point of the screw-type working body relative to the soil	$V_{rel}$	m·s <sup>-1</sup> , km·h <sup>-1</sup>
15.	the tillage depth	$h$	m
16.	the depth of the neutral layer	$h_N$	m
17.	cylindrical surface with a radius will be rolled along a plane, buried from the soil surface to depth $h_N$ :	$r_0$	m
18.	external radius of the screw-type spiral	$R$	m
19.	the relative speed of the soil movement at the entrance to the working area of the unit	$V_2$	m·s <sup>-1</sup>
20.	spiral step	$T$	m
21.	the power, consumed for cutting the cutting edge	$N_{p,n}$	kW
22.	the power from the tangential components of the cutting force	$N_{p,\tau}$	kW
23.	the reduced value of the average speed of the screw moving relative to the soil	$V_{n,\tau}$	m·s <sup>-1</sup>
24.	the average pressure on the screw-type working body	$P_{cp}$ –	MPa
25.	the linear soil compaction in the direction of movement of the aggregate up	$\varepsilon$	MPa·m <sup>-1</sup>
26.	the total area of the particle of the screw-type working body, buried in the soil; is the relative speed of movement according to	$S_c$	m <sup>3</sup>
27.	the friction coefficient;	$\mu$	-
28.	the length of the movement (path) of the soil along the surface of the working body	$l_w$	m
29.	the bulk density of the soil	$\rho_v$	kg·m <sup>-3</sup>
30.	consolidated digital coefficients	$k_1$ and $k_2$	-
31.	the grip width	$B$	m
32.	the coefficient of reduction of the particle velocities	$k_v$	
33.	force that acts in the horizontal plane	$P_x$	N
34.	the integral cutting factor	$K_p$	-
35.	the power for moving, cutting in and compacting	$N_1$	kW
36.	the power, spent for loosening and providing soil particles	$N_2$	kW
37.	the power consumed to overcome the frictional resistance	$N_3$	kW
38.	the work of displacement, cutting in and compaction	$A_1$	kJ
39.	the work, spent to provide kinetic energy to the soil particles	$A_2$	kJ
40.	the work, spent to overcome the friction	$A_3$	kJ