



# PRZEGLĄD ELEKTROTECHNICZNY

ROK 100

WYDAWNICTWO  
SIGMA-NOT



cena 85 zł  
(w tym 8% VAT)



Adaptive Deep Learning with Optimization Hybrid  
Convolutional Neural Network and Recurrent Neural  
Network for Prediction Lemon Fruit Ripeness

page 202

Spis treści

01	<b>Jędrzej PIETRYKA, Marek ADAMOWICZ, Zbigniew KRZEMIŃSKI</b> - Przekształtnik DC-DC 24V/12kV z transformatorem macierzowym do ładowarek kondensatorów wysokonapięciowych HVCC	1
02	<b>Jacek KABZIŃSKI</b> - Publikacje z zakresu automatyki napędu jako opis przypadku na egzaminie kompetencyjnym dla studentów wydziału elektrycznego	8
03	<b>Rafał KOPACZ</b> - Metoda quasi-dwupoziomowa jako uniwersalne podejście do balansowania napięcia szeregowo połączonych tranzystorów SiC MOSFET	14
04	<b>Filip SZEWCZYK<sup>1</sup>, Piotr CHUDZIK</b> - Metoda ponownego rozruchu wirującego silnika indukcyjnego z wykorzystaniem sterowania ślizgowego z ruchoma krzywą przełączeń	19
05	<b>Zbigniew KACZMARCZYK, Marcin KASPRZAK, Paweł LASEK, Krzysztof PRZYBYŁA, Marcin SKÓRA, Krzysztof STANKIEWICZ</b> - Realizacja systemu bezprzewodowego przesyła energii na zasadzie sprzężenia pojemnościowego	29
06	<b>Marcin JASTRZĘBSKI, Jacek KABZIŃSKI, Przemysław MOSIOŁEK</b> - Proste, odporne sterowanie położeniem serwonapędu	34
07	<b>Łukasz CIEPLIŃSKI, Michał GWÓZDŹ, Adam GULCZYŃSKI</b> - Zasilacz sieciowy z przestrajalnym filtrem indukcyjnym i funkcją aktywnej kompensacji równoległej	40
08	<b>Sebastian GIZIEWSKI, Marek ADAMOWICZ</b> - Napęd z silnikiem indukcyjnym i 4-gałęziowym falownikiem SiC do turbosprężarek powietrza ogniów paliwowych dużej mocy	46
09	<b>Mariusz STĘPIEŃ, Paweł LASEK, Dawid MAŃKA, Patryk TYLUTKI</b> - Projekty PBL jako przykład nowoczesnego kształcenia zindywidualizowanego w obszarze energoelektroniki	55
10	<b>Marcin GULCZYŃSKI, Marek ADAMOWICZ, Marek OLESZ</b> - Diagnostyka off-line stanu izolacji uzwojeń silników 6 kV z wykorzystaniem obrazowania akustycznego wyładowań niezupełnych	60
11	<b>Zbigniew KRZEMIŃSKI, Marek ADAMOWICZ</b> - Porównanie działania transformatora symetryzującego (zygzak) z aktywnym energoelektronicznym symetryzátorem prądów fazowych linii niskiego napięcia	68
12	<b>Henryk KOCOT, Agnieszka DZIENDZIEL</b> – Wpływ projektowanej linii HVDC północ-południe na pracę Krajowego Systemu Przesyłowego	75
13	<b>Konrad SEKLECKI, Leszek LITZBARSKI, Kuba WÓJCIK, Zuzanna CIEŚLIKOWSKA, Mirosław WŁAS, Jacek GROCHOWSKI</b> - Instalacje fotowoltaiczne w budownictwie wielorodzinnym	79
14	<b>Leszek LITZBARSKI<sup>1</sup>, Marek OLESZ<sup>2</sup>, Konrad SEKLECKI</b> - Praktyka wykonywania pomiarów instalacji fotowoltaicznych prowadząca do określenia rzeczywistego stanu technicznego	82
15	<b>Łukasz Kajda, Sebastian Samul</b> - Regulacja napięcia w sieci nn z wykorzystaniem transformatora z podobciążeniowym przełącznikiem zaczeów w oparciu o pomiary z liczników AMI	85
16	<b>Marek OLESZ, Marcin GULCZYŃSKI, Marek ADAMOWICZ</b> - Procedury diagnostyczne badania izolacji maszyn elektrycznych	89
17	<b>Adam MROZIŃSKI</b> - Bilansowanie źródeł OZE w spółdzielni energetycznej z zastosowaniem optymalnego doboru członków oraz magazynowania energii	92
18	<b>Paweł PANKOWSKI, Marek OLESZ</b> - Optymalizacja izolatora przepustowego średniego napięcia do zastosowań technologicznych	95
19	<b>Robert KOWALAK</b> - Charakterystyka pracy instalacji fotowoltaicznej trójfazowej małej mocy – studium przypadku	100
20	<b>Bessam AMROUCHE, Haroune AOUELLAG, Koussaila IFFOUZAR<sup>2</sup>, Sabrina NACEF, Tahar Otmane CHERIF, Kaci GHEDAMSI</b> - Zarządzanie energią dla HEV w oparciu o PMSM z wykorzystaniem kontroli pasywności	106
21	<b>Lenin Babu Chilakapati, T Gowri Manohar</b> - Poprawa jakości energii w mikrosieciach za pomocą strategii sterowania adaptacyjnego: przegląd literatury	113
22	<b>Adil BAKRI, Ahmed KROBBA, Abderrahmane Amrouche</b> - Nowy model regresji zastosowany do techniki odzyskiwania utraty pakietów w komunikacji w czasie rzeczywistym	118
23	<b>Amor OUNISSI, Azeddine KADDOURI, Rachid ABDESSEMED</b> - Funkcja podstawy promieniowej Synergiczny kontroler terminala oparty na sieci dla siłownika piezoelektrycznego z modelem histerezy Colmana-Hodgsona	125
24	<b>Mariusz KLIMEK, Adam KURNICKI</b> - Skalowanie online tensometrycznego czujnika siła/moment dedykowanego dla zastosowań do prostych interakcji człowiek-manipulator	130
25	<b>Piotr Kaczmarek</b> - Oddziaływanie indukcyjności obciążenia obwodu wtórnego indukcyjnego przekładnika prądowego na dokładność transformacji harmonicznych prądu odkształconego	136
26	<b>Artur BUGAŁA, Antoni ARENDACZ, Dorota BUGAŁA</b> - Analiza symulacyjna fotowoltaiczno-ciepłego generatora energii dla prosumentów mieszkaniowych w programie Matlab/Simulink	142
27	<b>Taha Ahmad Hussein, Dahamanlshak, Mohamad Tarnini</b> - Zmniejszona liczba komponentów przy optymalnym przełączaniu zapewniającym minimalne THD w falowniku wielopoziomowym	149

# PRZEGLĄD ELEKTROTECHNICZNY Vol 2024, Nr 3

## Spis treści

28	<b>Saheed Lekan GBADAMOSI, Nnamdi I. NWULU, Solomon Oluwole AKINOLA</b> - Badanie efektywności wielowarstwowego modelu sieci neuronowej do przewidywania ceny złota	157
29	<b>Haider Mehdi, Zakir Hussain, Syed Muhammad Atif Saleem</b> - Analiza komunikacji między urządzeniami za pośrednictwem przekaźników za pośrednictwem kanałów zanikających Fisher-Snedecor F	162
30	<b>Zahira Ousaadi, Hamza Akroum, Abdelhakim Idir</b> - Zwiększenie wytrzymałości układu frakcjonowanego Proporcjonalny sterownik całkujący do sterowania prędkością silnika indukcyjnego z pośrednim sterowaniem zorientowanym na pole	166
31	<b>T. INTHASUTH, Y. KAEWJUMRAS<sup>*</sup>, T. MAISEN, A. CHANGDEE, K. SUREEYA, W. BOONSONG</b> - Podejście oparte na proxy do wymiany danych i interoperacyjności pomiędzy lokalnymi i globalnymi magazynami danych IEEE 1888.4	172
32	<b>Hamid AOUDJEREGBA, Ahmed TAHOUR</b> - Solidny sterownik oparty na technologii Backstepping-ADRC dla turbin wiatrowych opartych na WRS	176
33	<b>Shaik Ruksana Begam, Loveswara Rao Burthi, Shobha Rani Depuru</b> - Hamowanie regeneracyjne w pojazdach elektrycznych z wykorzystaniem silnika BLDC ze zmodyfikowanym momentem obrotowym i sterowaniem adaptacyjnym Neuro-Fuzzy	184
34	<b>Sri Mawar SAID, Andi Muhammad ILYAS</b> - Prognozowanie zużycia energii elektrycznej w Południowym Sulawesi przy użyciu sztucznej sieci neuronowej	191
35	<b>Sabrina Meddah, Abdelhakim Idir, Sid Ahmed Tadjer, Mohamed Zinelabidine Doghmane, Madjid Kidouche</b> - Projektowanie sterowania PID silnie sprzężonych drgań osiowo-skrętnych w obrotowych systemach wierniczych	196
36	<b>Darunee WATNAKORNBUNCHA, Noppadol AM-DEE, Adisak SANGSONGFA</b> - Adaptacyjne głębokie uczenie się z optymalizacją Hybrydowa spłotowa sieć neuronowa i rekurencyjna sieć neuronowa do przewidywania dojrzałości owoców cytryny	202
37	<b>Fatiha Zaghrat, Ismail.K Bousserhane, Imane Chaoufi, Brahim Gasbaoui, Bosmaha Bouchiba, Asma Ben hmine</b> - Badanie porównawcze z wykorzystaniem regulatorów cofania i PI dla pojazdów elektrycznych	212
38	<b>Norsaidah MUHAMAD NADZIR, Mohamad Kamal A. RAHIM, Mohamed HIMDI, Noor Asniza MURAD, Osman AYOP</b> - Wpływ rotacji CSRR na rozmiar i polaryzację anteny	216
39	<b>Mas Haslinda MOHAMAD, Naim RAHIM, Elfarizanis BAHARUDIN, Mawarni MOHAMED YUNUS</b> - Analiza wydajności systemu monitorowania powietrza z wykorzystaniem modułu LoRa 433 MHz	223
40	<b>Tanakorn INTHASUTH, Hamdee YENG, Farida MAEHTIMOH, Yongyut KAEWJUMRAS, Wasana BOONSONG</b> - Badanie systemu laski zintegrowanego z IoT w celu dokładnej analizy chodu i wykrywania upadków tection	228
41	<b>Hryhorii KALETNIK, Olena SOLONA, Borys KOTOV, Serhii STEPANENKO, Viktor SHVYDIA, Roman KALINICHENKO, Ihor TVERDOKHLIB, Yurii POLIEVODA</b> - Wykorzystanie podstawy elementarnej młyna wibracyjnego z przestrzennym ruchem cyrkulacyjnym materiału do stworzenia suszarki	232
42	<b>Yassine HABCHI, Riyadh BOUDDOU, Ameer Fethi AIMER</b> - Klasyfikacja obrazu raka białaczki za pomocą głębokiej sieci neuronowej Wavelet	238
43	<b>Stanisław BEDNAREK</b> - Impulsowe pole magnetyczne 60 T w magnezie Bittera chłodzonym ciekłym helem	244
44	<b>Jakub HYLA Wojciech SUŁEK</b> - Niebinarne kodowanie LDPC dla systemów Internetu rzeczy	249
45	<b>Maciej SKRZETUSZEWSKI, Sylwia GÓRNIK, <sup>1</sup> Maciej ZAJKOWSKI</b> - Przegląd metodologii związanej z wielokątowym charakteryzowaniem wzorców widmowego współczynnika odbicia	257
46	<b>Patrycja HELT, Tomasz GULCZYŃSKI, Dariusz BACZYŃSKI</b> - Optymalizacja konfiguracji sieci rozdzielczej niskiego napięcia z wykorzystaniem prognoz opartych na danych AMI	262
47	<b>Toufik ROUBACHE, Souad CHAOUCH</b> - Algorytm MPPT sterownika ANFIS dla pojazdów elektrycznych zasilanych energią słoneczną z podwójnym trójfazowym silnikiem indukcyjnym	269
48	<b>Kamila BIAŁEK, Jacek JAKUBOWSKI, Rafał BIAŁEK</b> - Parametryzacja pisma odręcznego na potrzeby oceny zaburzeń neurodegeneracyjnych na przykładzie choroby Parkinsona.	275
49	<b>Andriy CHABAN, Marek LIS, Andrzej SZAFRANIEC, Vitaliy LEVONIUK</b> - Modelowanie matematyczne procesów nieustalonych w linii przesyłania HVAC z uwzględnieniem wpływu przewodów ogromnych w stanie dwufazowego zwarcia	278
50	<b>Joanna MICHAŁOWSKA</b> - Modelowa identyfikacja korelacji parametrów awioniki z natężeniem pola magnetycznego z wykorzystaniem sieci neutralnych	2821
51	<b>Maryna MIKHALIEVA, Lubomyra ODOSII, Krzysztof PRZYSTUPA, Yurii SHABATURA, Volodymyr ROMANCHUK, Lidiya PARASHCHUK</b> - Możliwości technologii elektrycznych w kontroli parametrów jakościowych materiałów światłoc	285
52	<b>Mykhaylo ZAGIRNYAK, Oleksandr SALENKO, Walid ALNUSIRAT, Leonid GOLOVKO, Vadym OREL, Viktoriia KULYNYCH</b> - Zwiększanie wytrzymałości cienkościennych produktów uzyskanych metodą FDM przy użyciu cienkich folii powierzchniowych	289
53	<b>Sarawoot BOONKIRDRAM, Niwat ANGKAWISITPAN, Somchat SONASANG, Chuthong SUMMATTA</b> - Projektowanie niezawodnych obwodów komparatorów okiennych z wykorzystaniem bezwarunkowej optymalizacji deterministycznej	293

## The usage of the elemental base of the vibratory mill with the spatial circulation movement of material to create drying rig

**Abstract.** The analysis of existing vibration rigs revealed that the most promising is the use of vibro-milling chambers with spatial-circulation movement of dispersed material for thermal processing of grain, in particular drying. A mathematical description of the grain drying process and design parameters of the installation have been developed. Using these experimental data, the indicators of the vibrating dryer, that was created on the basis of the grinding chamber of the vibratory mill, were determined.

**Streszczenie.** Analiza istniejących urządzeń wibracyjnych wykazała, że najbardziej obiecujące jest zastosowanie komór wibromielących z przestrzenno-cyrkulacyjnym ruchem materiału rozproszonego do termicznej obróbki ziarna, w szczególności suszenia. Opracowano opis matematyczny procesu suszenia ziarna oraz parametry projektowe instalacji. Wykorzystując te dane doświadczalne wyznaczono wskaźniki suszarki wibracyjnej, która powstała na bazie komory mielenia młyna wibracyjnego. (Wykorzystanie podstawy elementarnej młyna wibracyjnego z przestrzennym ruchem cyrkulacyjnym materiału do stworzenia suszarki)

**Keywords:** drying, vibration rig, vacuum, conductive heating, grain.

**Słowa kluczowe:** suszenie, urządzenie wibracyjne, próżnia, ogrzewanie przewodzące, ziarno.

### Introduction

One of the progressive directions of intensification of the processing of dispersed agricultural materials is the application of vibration technologies, which are widely used in various branches of the processing industry and, in particular continuous vibration machines with spatially-circulating movement of loading.

A special class of such machines are vibratory grinders of bulk materials – vibratory mills. The technological features of such machines are intensive low-energy mixing of the material in the chamber during its spatial circulation in direct or closed cycles. In practice, the material (load) under the action of the generated vibration field rotates in cylindrical chambers forming a loosened continuous rotating layer that is in close contact with the inner surface of the chamber. Such a mechanism of the process of moving and mixing bulk material is very attractive for organizing the processes of heat treatment or drying of wet dispersed materials by supplying thermal energy to the material and removing residual moisture from the vibrating chamber.

Thus, there is a real opportunity to use the created and tested element base, namely connected grinding chambers with spatial circulation of the load for heating or drying dispersed materials.

Given that the vibromechanical characteristics of the vibratory mill have been sufficiently studied and covered in publications [9, 11], there is a need for an analytical (as a first stage) study of the thermal processes that determine the modes of the thermal drying process of the material during circulation-spatial movement.

### Analyzing the ways to solve the problem

Convective drying in a dense moving (mostly gravitational) layer remains the main method of grain drying in farms. The disadvantages of this method are the shielding of up to 30% of the heat transfer surface and significant heat losses with the spent drying agent [1]. Significant intensification of grain drying can be achieved by using vibration liquefaction of the grain layer [2-5]. Vibrational action on the grain material loosens the dense layer, increases the uniformity of grain processing by the drying agent, and eliminates local overheating of individual

particles [4, 5]. In recent years, research in the field of drying in a vibrating bed has been directed in the areas of improving drying modes [6], using combined methods of energy supply to the material [7, 8], using infrared radiation [7], and conductive heat transfer of thermal energy to the material [12]. The analyzed studies [2-8, 12] mainly concern the intensification of convective heat and mass transfer, but significant energy losses with the spent drying agent do not allow full use of the energy supplied to the material.

At the same time, significant energy efficiency of grain dryers can be achieved by applying conductive heat supply directly to the material layer [12, 14, 15] and using the drying agent not as a heat carrier, but as a medium for absorbing and removing moisture. Good results were also achieved by vacuuming the drying chamber [16]. The processes of studying the processes of mixing and transporting material in a spatially circulating layer, for example, vibratory mills with various options for using vibration fields, are in sufficient detail in works [9, 10].

However, the processes of heat and mass transfer in devices with spatially circulating material movement under conductive heat supply remain poorly understood, although the effectiveness of this method of heat transfer has been confirmed in [13, 14].

### Formation of the research objective

Construction of a mathematical model of the drying process to determine the modes of heating and dehydration of grain material during circulation in a vibrating chamber with a conductive energy supply and partial vacuuming of the chamber, to expand the technological capabilities of the «vibromill» type installations.

### Materials and methods

As an installation for heating and drying grain material, we used a working body – the grinding chamber of Fig.1 of a vibratory mill [9, 10] additionally equipped with an electric heating element for supplying thermal energy to the material circulating in the chamber and a vacuum system for the volume of the material processing chamber. The chamber of Fig. 2 is made in the form of two cylindrical containers 1 and 2 mounted one from the other with



consecutive open ends and connected by a connecting chute 3 in the rear part. The front ends of the cylindrical containers are interconnected by a reloading chute 4, which consists of a vertical chute 1 (Fig.1), which passes into an unloading tray 2 with an unloading valve 6 (Fig. 2). A heating element 9 (Fig. 2 b) in the form of a wound high-resistance wire 10 connected to a power source is fixed on the outer surface of the cylindrical walls 1, 2. A nozzle (7) is mounted at the end of the transition chute (3) to suck out water vapor released from the wet product in the chambers (1 and 2) using a compressor unit. To prevent the formation of a «stagnant zone» (a sedentary core of material [10]), a cylindrical perforated insert 11 connected to the nozzle 7 is installed in the center of the chamber, which is used as a «collector» of the steam-air mixture. To seal the chamber, sluice gates 12 and 13 are installed at the inlet 5 and outlet 6.

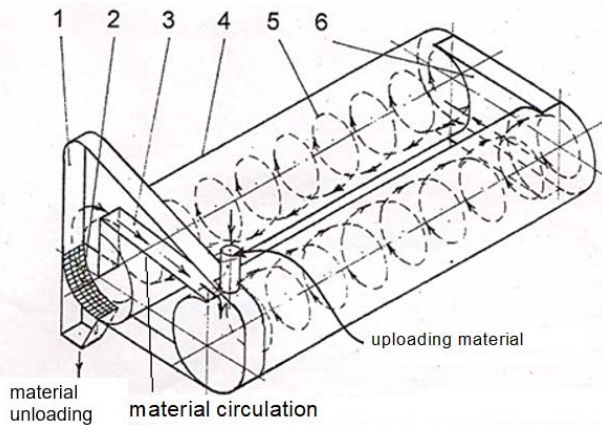


Fig. 1. Design and technological scheme of the grinding chamber of a vibratory mill

The thermal drying vibratory installation works as follows. After starting the drive – vibration exciter and applying voltage to the heating element, under the action of the formed flat vibration field created by the vibration exciter of the containers, vibrations are transmitted to them, as a result of which the material is transferred to the spatial circulation movement along the containers. The material acquires a rotational motion and, in contact with the heated surface of the containers, receives heat from it, which is used to heat the wet material and evaporate moisture, which is removed from the chamber in the form of a vapor-air mixture.

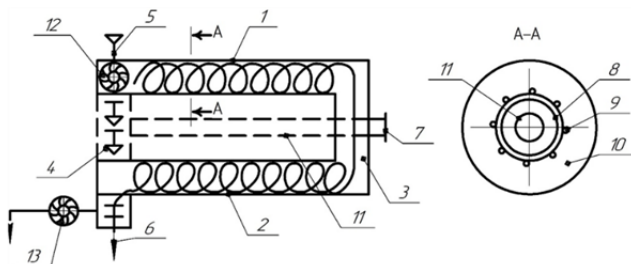


Fig. 2. Design and technological scheme of the vibratory thermal dryer

The drying-thermal vibratory plant can operate in two hydrodynamic modes: continuous transportation of material from inlet 1 to outlet 2 – the mode of ideal displacement – the plant operates continuously (Fig. 3); the second mode is periodic loading (batch plant) – the material circulates in a closed loop (1-2-3-1) – the mode of ideal mixing.

Let us consider the process of heat and mass transfer during the interaction of a vibration-liquefied rotating layer of grain material with a heated surface that performs oscillatory plane motion.

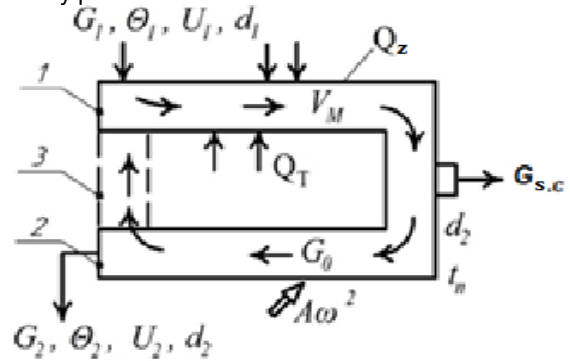


Fig. 3. Design scheme of the vibratory thermal dryer

As is known [17, 21-25], to intensify heat and mass transfer processes, such as grain drying with contact heat transfer, it is desirable that the processing material changes its position relative to the heated surface, i.e., that the conditions of heat and mass transfer of particles with the heating surface are constantly changing. This is achieved by the action of the vibration field on the elements (particles) of the grain material. To quantify the heat flux from a heated body to a heated particle, O. Krischer [17] proposed the following scheme: during the contact, the temperature on the surface of the contacting zones will be constant and equal to  $t_n$ , and the initial temperature  $t_z$  will remain on the back surface of the particle. In this case, the amount of heat received by the particle per unit time is determined by the expression:

$$(1) \quad Q = F \cdot \frac{1}{\sqrt{\pi}} \sqrt{\lambda \cdot c \cdot \rho} \cdot \frac{1}{\sqrt{\tau_k}} \cdot (\theta_H - \theta_z);$$

where  $F$  – the heat transfer surface,  $m^2$ ;  $\lambda$  – the thermal conductivity coefficient,  $W/m \cdot ^\circ C$ ;  $c$  – the specific heat capacity,  $J/kg \cdot ^\circ C$ ;  $\tau_k$  – the contact time,  $s$ ;  $\rho$  – the density of the material,  $kg/m^3$ ;  $\theta_H$  – the temperature of the heating surface,  $^\circ C$ ;  $\theta_z$  – the material temperature,  $^\circ C$ .

To determine the total amount of heat during the contact time  $\tau_k$ , the product  $Q \cdot d\tau$  was integrated, as obtained in [17]:

$$(1') \quad Q_\tau = F \cdot \frac{2}{\sqrt{\pi}} \sqrt{\lambda \cdot c \cdot \rho} \cdot \sqrt{\tau} \cdot (\theta_H - \theta_z);$$

When calculating the heat transfer of a heating surface with a moving medium, the heat transfer coefficient  $\alpha$  is usually used, and the amount of heat transferred per unit time is determined by Newton's equation:

$$(2) \quad Q = \alpha F (\theta_H - \theta_M);$$

where  $\theta_M$  – the temperature of the moving heat carrier,  $^\circ C$ .

Considering that the vibrating grain liquefying layer is a moving heat-receiving medium, from comparing (1) and (2), the value of the contact heat transfer coefficient is obtained:

$$(3) \quad \alpha = \frac{2 \cdot \sqrt{\lambda c \rho}}{\sqrt{\pi} \cdot \sqrt{\tau}};$$

where  $\sqrt{\lambda c \rho}$  – coefficient of heat penetration,  $J/m^2 \cdot ^\circ C \cdot c^{1/2}$ .

Differential equations for determining the non-stationary parameters of the drying process: temperature  $\theta(\tau)$ , moisture content  $u(\tau)$  on the heating surface  $\theta_n(\tau)$  can be obtained from the equations of heat and material balances under the following assumptions:

- heat is transferred from the heating surface to the grain by contact heat conduction and the driving force is the temperature head  $(\theta_n - \theta_M)$ ;

- the heat transfer intensity is measured by the heat transfer coefficient  $\alpha$ , which takes into account the heat transfer components (conductive, radiation);

- moisture is removed from the grain according to the law of evaporation from the free surface; we neglect the diffusion transfer from the material surface to the environment through the boundary layer of the vapor-gas mixture;

- the transfer potential is the difference in partial pressures at the material surface and in the medium, or the difference in water vapor concentrations at the material surface and in the surrounding vapor-gas medium.

The intensity of evaporation according to Dalton's law is determined by Eq:

$$(4) \quad m_0 \frac{du}{d\tau} = W = F \frac{\beta}{R_n \cdot T} (p_s - p_{s.c.});$$

where  $m_0$  – weight of absolutely dry material, kg;  $F$  – evaporation surface,  $m^2$ ;  $\beta$  – mass transfer coefficient,  $\text{mol}/m^2 \cdot s$ ;  $R_n$  – universal gas steel,  $R = 8,314 \text{ kg/s}^2 \text{ mol} \cdot ^\circ\text{C}$ ;  $T$  – steam temperature,  $^\circ\text{C}$ ;  $W$  – evaporation capacity of the surface,  $\text{kg/s}$ ,  $p_s$ ,  $p_{s.c.}$  – the partial pressure of vapor on the surface (at the surface temperature) and in the environment, Pa.

Since  $\frac{p_s}{R_s \cdot T} = \rho_s$  – is the density (volume concentration) of the vapor, then equation (4) can be rewritten as:

$$(5) \quad W = F\beta(\rho_s - \rho_{s.c.});$$

However, since density depends on temperature, it is easier to use the mass concentration – the moisture content of the vapor. Then the mass transfer equation in differential form can be written as follows:

$$(6) \quad -m_0 \frac{du}{d\tau} = F\beta(d_s - d_{s.c.});$$

where  $d_s$ ,  $d_{s.c.}$  – mass concentration of vapor on the surface and in the environment,  $\text{kg}/m^3$ . The mass transfer coefficient  $\beta$  is determined from the criterion equation [17]:

$\beta = Nu' \frac{D}{R_r}$ , where  $Nu'$  – Nusselt's mass transfer criterion,  $\text{mol}/m^4$ ,  $D$  – vapor diffusion coefficient,  $m^2/s$ ;  $R_r$  – distance of steam movement (grain radius), m.

The diffusion coefficient of water vapor depends on the temperature and pressure of the vapor-gas mixture and is determined according to [17] by the formula:

$$(7) \quad D = 0,112 \frac{P_b}{P_c} \left( \frac{T}{273} \right)^{1,81} \frac{1}{3600};$$

where  $P_b$ ,  $P_c$  – barometric pressure and pressure of the medium in the chamber, Pa.

Since the Nusselt mass transfer criterion is equal to  $Nu' = 2$ , during diffusion transfer of vapor, the mass transfer coefficient is determined by the formula:

$$(8) \quad \beta = 2 \cdot \frac{0,112 P_b}{3600 P_c} \left( \frac{T}{273} \right)^{1,81} R_r^{-1};$$

Under the assumptions made, the mathematical description of the drying process in a vibratory dryer with circulatory-spatial movement of the material under vacuum conditions will be formed in the form of differential heat balance equations:

- for a drying chamber with a heater:

$$(9) \quad m_H c_H \frac{d\theta_H}{d\tau} = P_H - \alpha F (\theta_H - \bar{\theta}_z) - k F_z (\theta_H - t_z);$$

- for the grain material in the chamber:

$$(10) \quad m_z c_z \frac{d\theta_z}{d\tau} = G_z c_z (\theta_1 - \theta_z) + \alpha F (\theta_H - \bar{\theta}_z) - r \beta F [d_H(\theta_z) - \bar{d}_c];$$

- for a vapor-air mixture:

$$(11) \quad m_{sc} c_{sc} \frac{dt}{d\tau} = G_{sc} c_{sc} (t_1 - t) - r \beta F [d_H(\theta_z) - \bar{d}_c];$$

- and material balance equations:

$$(12) \quad m_{sc} \frac{dd}{d\tau} = G_{sc} (d_1 - d) + \beta F [d_H(\theta_z) - \bar{d}_c];$$

$$(13) \quad -m_0 \frac{du}{d\tau} = G_0 (u_1 - u) + \beta F [d_H(\theta_z) - \bar{d}_c];$$

Equations (9)-(13) denote:  $\theta_H$ ,  $\theta_z$ ,  $t$  – temperature of the heating surface, grain material and steam-air mixture,  $^\circ\text{C}$ ;  $P_H$  – power of the heating surface heater, W;  $\alpha$ ,  $\beta$  – heat and mass transfer coefficients,  $\text{W}/m^2 \cdot ^\circ\text{C}$  and  $\text{kg}/m^2 \cdot \text{c}$ ;  $F$ ,  $F_z$  – the grain heating surface and the outer surface of the drying chamber,  $m^2$ ;  $c_z$ ,  $c_{sc}$  – specific heat capacity of grain and steam-air mixture,  $\text{J}/\text{kg} \cdot ^\circ\text{C}$ ;  $c_H$  – specific heat capacity of the material of the heating surface with a heating element,  $\text{J}/\text{kg} \cdot ^\circ\text{C}$ ;  $m_H$ ,  $m_z$ ,  $m_{sc}$ ,  $m_0$  – weight of the heater, grain material, steam-air mixture and dry air in the chamber volume, kg;  $G_z$ ,  $G_0$  – consumption (mass) of wet and absolutely dry grain,  $\text{kg}/\text{c}$ ;  $G_{sc}$  – steam-air mixture consumption,  $\text{kg}/\text{c}$ ;  $u_1$ ,  $u$  – initial and current grain moisture content,  $\text{kg}/\text{kg}$ ;  $d_1$ ,  $d$ ,  $\bar{d}_c$  – Initial (inlet), current and average moisture content of the steam-air mixture,  $\text{kg}/\text{kg}$ ;  $d_H(\theta_z)$  – is the moisture content of saturated steam on the grain surface at its temperature,  $\text{kg}/\text{kg}$ ;  $t_1$ ,  $\theta_1$  – temperature of the steam-air mixture and grain material at the inlet to the chamber,  $^\circ\text{C}$ ;  $t_2$  – ambient temperature,  $^\circ\text{C}$ ;  $k$  – is the heat transfer coefficient from the heater to the environment,  $\text{W}/m \cdot ^\circ\text{C}$ .

## Research results

The obtained equations constitute a mathematical model (flow model of ideal mixing) of the non-stationary process of continuous drying of grain material and determine the change in time of the parameters of grain and the vapor-gas mixture at the outlet of the grain drying chamber.

To obtain analytical dependencies of the change in the parameters of grain material over time on the influencing factors, we simplify the system of equations (9-13). The dependence of the saturated moisture content of the vapor-air mixture is approximated by Eq:

$$(14) \quad d''_s(\theta_z) = a\theta_z + b;$$

where  $a$ ,  $b$  – linear approximation coefficients,  $a = 3,4$ ;  $b = -7,0 \text{ g}/\text{kg.m.a}$ .

With a preheated heating surface  $\frac{d\theta_H}{d\tau} = 0$  its temperature is determined by the equation:

$$(15) \quad \theta_s = A + B\theta_z;$$

where  $A = \frac{P_H + k F_z t_z}{\alpha F + k_z F_z}$ ,  $B = \frac{\alpha F}{\alpha F + k_z F_z}$ .

The convective component of heat transfer is not taken into account, and the temperature of the vapor-air mixture at the outlet is assumed to be equal to the temperature of the grain material ( $t = \theta_z$ ). Taking into account expressions (14) and (15), equations (10) and (12) take the form:

$$(16) \quad T_1 \frac{d\theta_z}{d\tau} + a_1 \theta_z - b_1 = d;$$

$$(17) \quad T_2 \frac{dd}{d\tau} + a_2 d - b_2 = \theta_z;$$

where  $T_1 = \frac{m_z c_z}{0,5 r \beta F}$ ,  $a_1 = \frac{\alpha F + r \beta F a - \alpha F b}{0,5 r \beta F}$ ,  $b_1 = \frac{G_z c_z \theta_1 + 0,5 r \beta F d_1 - r \beta F b}{0,5 r \beta F}$ ,

$$T_2 = \frac{m_{sc} d}{\alpha \beta F}, \quad a_2 = \frac{G_{sc} + 0,5 \beta F}{\alpha \beta F}, \quad b_2 = \frac{(G_{sc} - 0,5 \beta F) d_1 + \beta F b}{\alpha \beta F}.$$

Reducing equations (16) and (17) to one, we have:

$$(18) \quad A_1 \frac{d^2 \theta}{d\tau^2} + B_1 \frac{d\theta}{d\tau} + C_1 \theta = D_1;$$

$$(19) \quad A_1 \frac{d^2 d}{d\tau^2} + B_1 \frac{dd}{d\tau} + C_1 d = D_2;$$

where  $A_1 = T_1 T_2$  i  $B_1 = a_1 T_2 + a_2 T_1$ ,  $C_1 = a_1 a_2 - 1$ ,  $D_1 = b_2 + b_1 a_2$ ,  $D_2 = b_1 + b_2 a_1$ .

Solution of inhomogeneous differential equations (18), (19) under initial conditions:  $\tau = 0$ ,  $\theta = \theta_0 = \theta_1$ ,  $d = d_0 = d_1$ ,  $\frac{d\theta}{d\tau} = \frac{dd}{d\tau} = 0$ ,

$$(20) \quad \theta_z(\tau) = \frac{\theta_0 C_1 - D_1}{C_1 (r_1 - r_2)} [r_1 e^{r_2 \tau} - r_2 e^{r_1 \tau}] + \frac{D_1}{C_1};$$

$$(21) \quad d(\tau) = \frac{d_0 C_1 - D_2}{C_1 (r_1 - r_2)} [r_1 e^{r_2 \tau} - r_2 e^{r_1 \tau}] + \frac{D_2}{C_1};$$

where  $r_{1,2} = \frac{-B_1 \pm \sqrt{B_1^2 - 4A_1C_1}}{2A_1}$  – are the roots of the characteristic equation.

When using a vibratory dryer in a batch mode of operation (one-time loading of grain material weighing  $m$ ) options  $\theta_z(\tau)$  i  $d(\tau)$  are determined by dependencies (20), (21) при  $G_z = 0$ .

The equation of drying kinetics (13) when using equations (14) and (20) takes the form:

$$(22) \quad -\frac{m_0}{G_0} \frac{du}{d\tau} + u = u_1 + \frac{\beta F}{G_0} [a_1 \theta(\tau) + C_1 - 0,5d_1 - 0,5d(\tau)];$$

Substituting the values of  $\theta_z(\tau)$  and  $d(\tau)$  into equation (22) after the transformations, we have:

$$(23) \quad -\frac{m_0}{G_0} \frac{du}{d\tau} + u = \left[ u_1 + \frac{D_z}{c_1} (D_1 - D_2) \right] + r_1 P e^{r_2 \tau} - r_2 P e^{r_1 \tau};$$

where  $D_z = \frac{\beta F}{G_0} (C_1 - 0,5d_1)$ ,  $P = D_z (aP_1 - 0,5P_2)$ ,

$$P_1 = \frac{\theta_0 c_1 - D_1}{c_1(r_1 - r_2)}, P_2 = \frac{d_0 c_1 - D_2}{c_1(r_1 - r_2)}.$$

Additionally, we'll mark:

$$A_2 = \frac{G_0}{m_0} \left[ u_1 + \frac{D_z}{c_1} (D_1 - D_2) \right], \quad B_2 = \frac{G_0 r_1 P}{m_0}, \quad B_3 = \frac{G_0 r_2 P}{m_0} \quad \text{and}$$

rewrite the equation (23) in the form of:

$$(24) \quad -\frac{du}{d\tau} + \frac{G_0}{m_0} u = A_2 + B_2 e^{r_2 \tau} + B_3 e^{r_1 \tau};$$

The solution of the inhomogeneous differential equation (24) is obtained as the sum of the solutions of the homogeneous and inhomogeneous equations:

$$u_1(\tau) = C_0 e^{-A_3 \tau}, \quad u_2(\tau) = R_1 + R_2 e^{r_2 \tau} + R_3 e^{r_1 \tau},$$

in the form of:

$$(25) \quad u(\tau) = C_0 e^{-A_3 \tau} - A_2 \frac{m_0}{G_0} + \frac{B_2}{r_2 - A_3} e^{r_2 \tau} + \frac{B_3}{r_1 - A_3} e^{r_1 \tau};$$

where  $A_3 = \frac{G_0}{m_0}$ ,  $u_2(\tau)$  was obtained by the method of indefinite multipliers. Sustainable integration  $C_0$  determined from the initial conditions:

$$\tau = 0, \quad u = u_1,$$

$$C_0 = u_1 - \frac{A_2}{A_3} + \frac{B_2}{r_2 - A_3} + \frac{B_3}{r_1 - A_3}.$$

Thus, the parameters of the grain drying process in a vibratory dryer under vacuum conditions: temperature  $\theta(\tau)$  and moisture content  $u(\tau)$  at the dryer outlet are determined from equations (20) and (25).

When calculating the parameters of the dryer according to the obtained equations (20) and (25), it is necessary to know the values of the heat transfer coefficients  $\alpha_k$  and mass transfer  $\beta$ , and surfaces:  $F_k$  – heat absorption and evaporation  $F_3$  which can be determined from experimental data using batch drying models (according to O.V. Lykov):

$$(26) \quad m_z c_z \frac{d\theta}{d\tau} - m_0 r \frac{du}{d\tau} = \alpha_k F_k (\theta - \theta_0);$$

and the Morel-cized version of Dalton's equation:

$$(27) \quad m_0 \frac{du}{d\tau} = \beta' F_B [d''(\theta) - d_c] \frac{P_B}{P_c};$$

where  $F_B$  – evaporation surface;  $d''(\theta) = \alpha\theta - c$ , kg/kg;  $d_c$  – moisture content of the vapor-air medium, kg/kg.

From equation (26) we have (replacing the derivatives with increments ( $dx = \Delta x$ )) the formula for determining  $\alpha_k$ :

$$(28) \quad \alpha_k F_k = \frac{m_z c_z \Delta\theta + m_0 r \Delta u}{\tau_c LN};$$

where  $LN = \frac{\theta_2 - \theta_1}{\ln(\frac{\theta_H - \theta_1}{\theta_H - \theta_2})}$ ;  $\Delta\theta = \theta_2 - \theta_1$ ,  $\Delta u = u_1 - u_2$ ;  $\theta_1, \theta_2$  i

$u_1, u_2$  – initial and final values of material temperature and moisture content, °C i %;  $\tau_c$  – drying time, s.

Since the heat from the heating surface is transferred to the grains not only by contact but also by radiation, the heat transfer surface  $F_k$  – the entire surface of the heater on which the grain is placed is taken.

The value of the mass transfer coefficient  $\beta'$  is determined from Eq. (27):

$$(29) \quad \beta' F_B = \frac{m_0 \Delta u}{(\alpha\theta - c - d_c) \tau_c};$$

The size of the evaporation surface can be determined (approximately) from the equation:

$$(30) \quad F_B = \frac{\beta}{\beta'};$$

where  $\beta$  is the theoretical value according to the expression (8).

Fig. 4 shows the graphical dependences of changes in temperature and moisture content of grain over time determined experimentally when heating a monolayer of grain of mass  $m$  on a heating surface of area  $F$  at a stabilized surface temperature  $\theta_n$ .

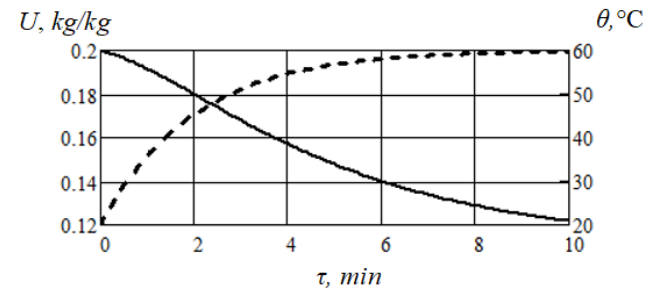


Fig. 4. Kinetics of grain drying and heating at atmospheric pressure

Fig. 5 shows similar dependencies for drying in a vacuum ( $P=20$  kPa). From the graphs, we determine the average values (per process) of the drying rate  $\frac{\Delta u}{d\tau}$  and heating  $\frac{\Delta\theta}{d\tau}$  and calculate heat transfer coefficients  $\alpha_{at} = 38,6$  W/m<sup>2</sup>K,  $\alpha_{BAK} = 78$  W/m<sup>2</sup>K, Rebinder's criterion  $R_{B_{at}} = 0,33$ ;  $R_{B_{BAK}} = 0,23$ . Thus, the defined vacuuming of the drying chamber allows for a significant intensification of the grain drying process.

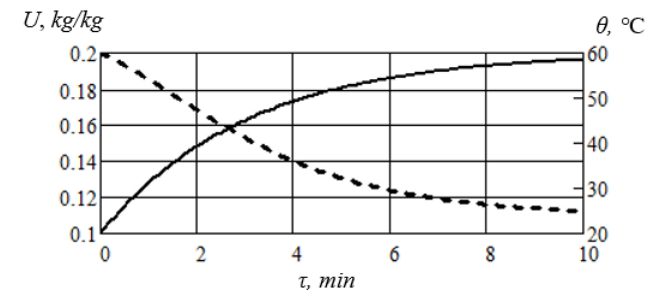


Fig. 5. Kinetics of grain drying and heating in a vacuum ( $P = 20$  kPa)

According to the literature analysis, the heat transfer coefficient between the heating surface and the material in the vibrofluidized bed increases with increasing vibration parameters. Generalized, according to a number of researchers, the dependence of the heat transfer coefficient on the vibration parameters of the heating surface can be approximated by the equation:

$$(31) \quad \alpha_{vib} = 86 + 6,7 \frac{A\omega^2}{g};$$

where  $A, \omega$  – amplitude and frequency of oscillations of the heating surface, mm s<sup>-1</sup>;  $g$  – is the acceleration of gravity, m/s<sup>2</sup>.

Using the Rebinder criterion ( $Rb = \frac{c}{r} \frac{d\theta}{du}$ ) and the approximating equation of the graphical dependence  $\theta_\tau$  (fig. 5):

$$(32) \quad \theta_\tau = 60,1 - 40,2 e^{-0,51 \tau};$$

from equation (24) we have:

$$(33) \quad du = \frac{\alpha F (\theta_H - \theta_0)}{r \cdot m_z Rb} e^{-\frac{\alpha F}{m_z c_z \tau} \tau} d\tau;$$

The graphical interpretation of the solution to equation (33) is shown in Fig. 6. As a theoretical curve of grain drying

in a vacuum chamber that realizes vibration oscillations with a frequency of  $\omega = 1.5 \cdot 10^{-3}$  m [9].

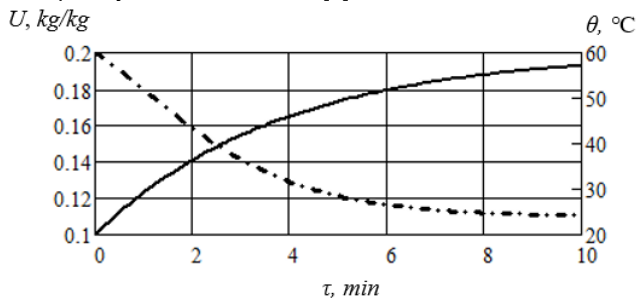


Fig. 6. Theoretical curves of grain drying and heating in a vacuum in the presence of vibration

As the graph shows  $U(\tau)$  the drying exposure can be reduced to 223 s when using conductive heat supply in a vacuum drying chamber in the presence of heating surface vibration.

The mass transfer coefficient is determined according to the graph  $U(\tau)$  by formula (27) is equal to  $\beta = 7.3 \cdot 10^{-6}$  m/s, by the formula (8)  $\beta = 7.97 \cdot 10^{-6}$  m/s. Thus, the theoretical dependence obtained corresponds to the assumptions made.

Having determined the unknown coefficients and constants contained in equations (20) and (25), we obtained graphical dependences of the transient process of grain drying in a vacuum vibrating chamber, i.e., the change in temperature over time  $\theta_2(\tau)$  and moisture content  $U_2(\tau)$  at the chamber exit in continuous mode – Fig. 7.

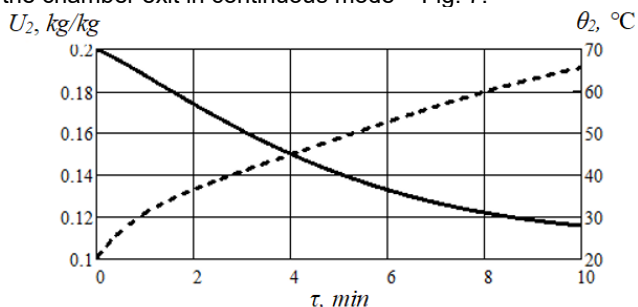


Fig. 7. Kinetic dependences of changes in material parameters at the chamber outlet  $\theta_2(\tau)$ ,  $U_2(\tau)$  from the time of drying

From the schedule  $U_2(\tau)$  drying exposure is determined  $\tau_c$ . From the empirical dependence of the material movement rate ( $\rho = 1400$  kg/m<sup>3</sup>) on the parameters of vibration impact  $A$  та  $\omega$ :  $V_3 = 27.67 + 0.16\omega + 11.25A + 1461.6 \cdot 10^{-3} + 0.0157A\omega - 3.44 \cdot 10^{-4}\omega^2 - 3.11A^2 - 9.9\rho^2 \cdot 10^{-8}$  the speed of movement is determined  $V_3$  of the grain material. Knowing these parameters, the length of the chamber is calculated using an obvious ratio:

$$(34) \quad L = v_z \tau_c;$$

where  $v_z$  – speed of grain movement in the dryer, m/s.

Dryer performance depends on operating and design parameters:

$$(35) \quad G_z = v_z S_H S'_z;$$

where  $S'_z$  – the cross-sectional area of the material in the chamber, m<sup>2</sup>;  $S_H$  – bulk density of the material, kg/m<sup>3</sup>.

From relations (34) and (35) we have:

$$(36) \quad G_z = \frac{L}{\tau_c} S_H S'_z = \frac{m_z}{\tau_c};$$

where  $m_z$  – weight of grain in the chamber, kg;  $L$  – length of the chamber, m.

Setting the dryer's performance  $G_z$  and determined  $\tau_c$  from the graph (Fig. 7), through  $u(\tau)$  calculate the weight of the material in the chamber  $m_z$ , its volume  $V_z$  and camera volume  $V_k$ :

$$(37) \quad V_k = \varepsilon V_z = S'_k L;$$

where  $\varepsilon$  – camera fill factor;  $S'_k$  – cross-sectional area of the chamber ( $S'_k = \frac{\pi D_k^2}{4}$ ), m<sup>2</sup>.

From the geometric relations, we determine the cross-sectional area of the camera:

$$(38) \quad S'_k = \frac{\pi}{4} \sqrt{\frac{F_H}{\pi L}};$$

where  $F_H = \pi D_k L$  – heating surface, m<sup>2</sup>.

The energy characteristics of the dryer are determined by the energy (heat) balance equation:

$$(39) \quad P_H = \alpha_k F_H (\theta_H - \bar{\theta}_z) = G_z c_z (\theta_2 - \theta_1) + G_0 r (u_1 - u_2) + k F_z (\theta_H - t_z);$$

Follows that:

$$(40) \quad F_H = \frac{P_H}{\alpha_k(A, \omega)} (\theta_H - \bar{\theta}_z);$$

According to the data obtained on the kinetics of grain drying and heating  $u(\tau)$ ,  $\theta(\tau)$  and the calculated relations (29), (31)-(40), the parameters of the grain dryer were calculated. For the basic model of the grinding chamber of the vibratory mill MWE-5 [9], with an increase in the chamber volume to 14.5 dm<sup>3</sup> and a heating element power of 7.5 kW, the grain drying capacity will be  $G_z = 157$  kg/h. At the same time, the moisture tension of the chamber volume will be 25.2 kg/m<sup>3</sup>, which is several times higher than for convective dryers.

## Conclusions

1. The analysis of previous studies has established the high efficiency and prospects of heat treatment of grain materials in vibrating installations, in particular with spatial circulation of the processed material.

2. The formulated mathematical description of the process of drying grain material in a vibrating chamber with spatial-circular motion of the material under the conductive supply of thermal energy was used to determine the parameters of the drying plant in continuous and periodic modes.

3. Based on the data obtained by the calculations, it was found that with a drying chamber volume of 14.5 dm<sup>3</sup> and a supplied heating element power of 7.5 kW, it is possible to realize the process of drying grain with a capacity of 157 kg/h.

## Funding

This research was supported and funded by the Ministry of Education and Science of Ukraine under grant № 0123U101794.

**Authors:** KALETNIK Hryhorii – Dr. Sc. in Economics, Professor, Academician NAAS of Ukraine, Head of the Department of Administrative Management and Alternative Fuel Resources, Vinnytsia National Agrarian University (21008, 3, Sonyachna str., Vinnytsia, Ukraine); SOLONA Olena – PhD in Engineering, Associate Professor, Faculty of Engineering and Technology, Vinnytsia National Agrarian University (21008, 3, Sonyachna str., Vinnytsia, Ukraine, e-mail: solona\_o\_v@ukr.net); KOTOV Borys – D. Eng. Sc., Professor, Faculty of Engineering and Technology, Podillia State University (32316, 12, Shevchenko Str., Kamianets-Podilskyi, Khmelnytskyi region, Ukraine), e-mail: eetsapk@pdatu.edu.u; STEPANENKO Serhii – D. Eng. Sc., Senior Researcher, National Scientific Center «Institute of Agricultural Mechanization and Electrification» (08631, 11, Vokzalna St, Glevakha, Fastiv district, Kiyv region, Ukraine), e-mail: stepanenko\_s@ukr.net; SHVYDIA Viktor – PhD in Engineering, Associate Professor, Department of Mechanical and Technological Problems of Harvesting and Post-Harvest Processing of Grain and Oil Crops, Institute of Mechanics and Automatics of Agroindustrial Production (08631, 11, Vokzalna str., Hlevakha, Ukraine), e-mail: Shvidia@gmail.com; KALINICHENKO Roman – PhD in Engineering, Associate Professor, Department of Electric Power Engineering, Electrical Engineering and Electromechanics,



Separated Subdivision NULESU, Nizhyn Agrotechnical Institute, (16600, 10, Shevchenko str., Nizhyn, Ukraine), e-mail: rkalinichenko@ukr.net; TVERDOKHLIB Ihor – *PhD in Engineering, Associate Professor, Faculty of Engineering and Technology, Vinnytsia National Agrarian University* (21008, 3 Sonyachna str., Vinnytsia, Ukraine, e-mail: igor\_tverdokhlib@yahoo.com); POLIEVODA Yurii – *PhD in Engineering, Associate Professor, Faculty of Engineering and Technology, Vinnytsia National Agrarian University* (21008, 3 Sonyachna str., Vinnytsia, Ukraine, e-mail: vinyura36@gmail.com).

#### REFERENCES

- [1]. Prysiazhniuk D.V. Analysis of equipment for drying grain raw materials during post-harvest processing. *Vibrations in engineering and technology*. 86 (2017), nr 3, 136–144.
- [2]. Tsurkan O.V., Pryshliak V.M., Prysiazhniuk D.V. Intensification of grain drying in the process of its post-harvest processing. *Technology, energy, transport of agricultural industry*. 97 (2017), nr 2, 99–103.
- [3]. Tsurkan O.V., Polievoda Y.A., Prysiazhnyuk D.V. et al. Vibromechanical intensification of heat and mass transfer processes during grain dehydration: Proceedings of the International Scientific and Technical Conference, 8-10 November (2016), Kyiv, Ukraine, 112–114.
- [4]. Paziuk O.D., Palamarchuk I.P., Paziuk V.M. Vibrating grain dryers as a way to intensify and increase the efficiency of grain drying. *Vibrations in engineering and technology*. 60 (2010), nr 4, 115–122.
- [5]. Kaletnyk G.M., Tsurkan O.V. Features of the design of vibration equipment for drying high-moisture seed raw materials. *Vibrations in engineering and technology*. 100 (2021), nr 1, 5–12. <https://doi.org/10.37128/2306-8744-2021-1-1>
- [6]. Paziuk V.M., Paziuk O.D., Romanenko O.D. Energy-saving modes of drying seed grain and their implementation in a vibratory grain dryer. *Vibrations in engineering and technology*. 83 (2016), nr 3, 202–207.
- [7]. Zozulyak I.A. Substantiation of the parameters of drying sunflower grain in vibratory machines with a U-type container: PhD thesis. Vinnytsia (2015) 22 p.
- [8]. Palamarchuk I.P., Bandura V.M., Palamarchuk V.I. Substantiation of the design of the conveyor vibrating dryer. *Vibrations in engineering and technology*. 66 (2012), nr 2, 116–128.
- [9]. Solona O.V. Vibrating machines with spatial-circulating motion of loading for fine grinding of bulk materials (monograph). Vinnytsia: RVV VDAU (2008), 133 p.
- [10]. Solona O.V., Bilyk D.A. Vibratory mills for grinding bulk materials of agricultural production. *Vibrations in engineering and technology*. 70 (2013), nr 2, 196–199.
- [11]. Denisov, P.D.; Bernik, P.E.; Solona, O.V. Study of the behavior of loading in the coupled grinding chambers of continuously operating vibratory mills. *Mechanical engineering*. 30 (1999), nr. 12, 44–51.
- [12]. Chubyk R.V., Zozulyak I.A., Bandura V.M. Electromechanical model of an adaptive resonant two-container vibrating dryer. *Vibrations in engineering and technology*. 63 (2012), nr 1, 128–134.
- [13]. Kotov B.I., Lysenko, V.P., Komarchuk D.S. Mathematical modeling of thermal processes of a press extruder with induction heating. *Scientific Bulletin of NUBiP of Ukraine*. 166 (2011), nr 4, 113–118.
- [14]. Shvydia V.O. Theoretical substantiation of the use of contact heating for drying seeds in a vacuum. *Mechanization and Electrification of Agriculture*. 103 (2019), nr 10, 67–74.
- [15]. Kotov B.I., Shvydia V.O., Pansyr Y.I., Gerasymchuk I.D. Mathematical modeling of dynamic modes of a grain dryer with induction energy supply. *Engineering, energy, transport AIC*. 104 (2019), nr 1, 64–70. <https://doi.org/10.37128/2520-6168-2019-1-8>
- [16]. Adamchuk V.V., Shvydia V.O. Mathematical model of seed heating by mixing in the drum of a vacuum seed dryer // *Mechanization and Electrification of Agriculture*. 112 (2021), nr 13, 89–96. <https://doi.org/10.37204/0131-2189-2021-13-9>
- [17]. Krischer O. Die Wissenschaftlichen GrundPagen der Trocknungstechnik. Berlin-Göttingen-Heldeeberg. (1956) 337 p.
- [18]. Tsurkan O.V. Vibromechanical intensification of drying of seeds of tower crops in the process of post-harvest processing: PhD thesis. Hlevakha (2020) 40 p.
- [19]. Kotov B.I., Kalinichenko R.A., Lipunov M.I. Analytical determination of dynamic thermal and humidity regimes of continuous grain dryers. *Design, production and operation of agricultural machinery*. 42 (2012), nr 2, 17–23.
- [20]. Shvydia V.O., Aneliak M.M., Stepanenko S.P. Experimental studies of grain seed drying modes with high humidity in a low pressure environment. *Mechanization and electrification of agriculture: a national collection*. 107 (2019), nr 8, 89–96.
- [21]. Kotov B., Spirin A., Tverdokhlib I., Polyevoda Y. Theoretical researches on cooling process regularity of the grain material in the layer. *INMATEH – Agricultural Engineering*. 54 (2018), nr 1, 87–94.
- [22]. Kotov B., Spirin A., Kalinichenko R., Bandura V., Polievoda Y., Tverdokhlib I. Determination the parameters and modes of new heliocollectors constructions work for drying grain and vegetable raw material by active ventilation. *Research in Agricultural Engineering*. 65 (2019), nr 1, 20–24. <https://doi.org/10.17221/73/2017-RAE>
- [23]. Paziuk V., Petrova Z., Tokarchuk O., Polievoda Y. Special aspects of soybean drying with high seedling vigor. *Scientific bulletin, Series D: Mechanical Engineering*. 83 (2021), nr 2, 327–336.
- [24]. Spirin A., Kupchuk I., Tverdokhlib I., Polievoda Y., Kovalova K., Dmytrenko V. Substantiation of modes of drying alfalfa pulp by active ventilation in a laboratory electric dryer. *Przegląd elektrotechniczny*. 98 (2022), nr 5, 11–15. <https://doi.org/10.15199/48.2022.05.02>
- [25]. Tsurkan O., Prysiazhniuk Y., Spirin A., Borysiuk D., Tverdokhlib I., Polievoda Y. Research of the process of vibrozone drying of grain. *Przegląd elektrotechniczny*. 98 (2022), nr 12, 329–333. <https://doi.org/10.15199/48.2022.12.76>